




# *Klargester* Product Guide

The Klargester range of fully integrated wastewater management, surface water and rainwater harvesting solutions



# About Kingspan

Operating in over 85 countries worldwide, we offer a global distribution network backed by experienced local sales and technical teams.

## Trusted Water Management Solutions

Kingspan, manufacturers of the Klargester Product Range, are the water management experts with over 60 years of innovation and knowledge. We design and manufacture tried and tested water management solutions on a global scale for the leisure, public, hospitality, transport and domestic sectors whilst offering one of the largest and most technologically advanced wastewater ranges available.

Our technical support teams provide focused customer service from delivery scheduling to consultancy and installation guidance. We give you the confidence of support over the lifetime of the product and beyond, in your local area.

## Global Reach

Locally Accessible




Nationwide Distribution





# Expert Technical Support

Kingspan's support doesn't stop once you have purchased the product. Our expert team are here to help you with technical, sales and delivery enquiries. We are dedicated to our customers and pride ourselves on top class customer service.



We stand by the quality and performance of Kingspan water management solutions and our support doesn't stop once your tank is installed.

Our world class design consultancy is complemented by engineering expertise and advice as well as service throughout your commercial or industrial water management project.

We use the latest design technology to produce drawings of extremely high quality. Our project management process is a step-by-step one, to ensure the very best experience and results. It covers everything from system sizing, product selection and system design to calculations, manufacturing, installation and delivery.

Our advice also spans water management specification, design, product application and integration with building regulations, code compliance and site work installation practices to meet the most demanding effluent qualities, flow rates and discharge consents.

Contact our technical team today for expert advice and information on any of our water management solutions.

Email: [water@kingspan.com](mailto:water@kingspan.com)





# Regional Installations

Manufactured in the UK and Ireland, the Klargester Product Range is supported by our nationwide network of dedicated external Area Sales Managers.

We offer free site visits to discuss project specific requirements and provide a detailed written report and specification to recommend the best water management solution for your project.

We also provide on-site installation assistance when required and help you with formal discussions with Building Control, Local Planning departments, The Environment Agency/SEPA, architects and consultants.

To arrange your free site survey contact us now on **01296 633033** or email [water@kingspan.com](mailto:water@kingspan.com)

**Kingspan** operates in over 85 countries worldwide, with currently over 5 million water management system installations. Take a look at a selection of our case studies for the Klargester Product Range.





**Thanet Earth**  
Kent, England



Four vertical pumping stations to aid water management for a complex green house development.



**Elite Office Furniture**  
Goole, England



Surface water separators, foul, effluent and crude sewage pump stations, grease trap and BioFicient commercial system.



**Everton FC (Training Ground)**  
Liverpool, England



Modular BioFicient commercial system including fuel/oil separators for a complete waste water management solution.



**Manchester City FC**  
Manchester, England



Oil separators for its all-important surface water drainage system.



**The Castlefields Inn**  
Clifford, England



BioDisc Commercial sewage treatment plant providing an efficient water management solution.



**Primark Distribution Centre**  
Kettering, England



Modular BioFicient commercial system for multi-million pound distribution centre.



**Barn Conversion**  
Wing, England



Domestic BioDisc sewage treatment plant, ensuring a safe, odour-free environment.



**Supermarket Carpark**  
London, England



Bypass separator, NSBE50, to assist in decontamination of surface water drainage.



**Multi-Housing Development**  
Dundee, Scotland



A complex sewage treatment and surface pumping solution to meet the varying needs of multiple housing.



**Social Housing Installation**  
Co. Louth, Ireland



Rainwater harvesting solution used to flush the WCs in each home. The system is fully integrated with the main plumbing, easing demand on the mains supply.



**Marble Arch Caves**  
Co. Fermanagh, N. Ireland



Grease separator and BioDisc sewage treatment plant work together giving optimum performance and extremely low running costs.

# Klargester BioDisc® Domestic Sewage Treatment Plant

The Klargester Domestic BioDisc® is engineered to treat wastewater to the highest level of standards and offers one of the lowest lifetime costs compared to other treatment processes.


## Product Benefits

- Utilises Rotating Biological Contactor technology.
- Low running costs.
- Low level visibility with a lockable child-proof cover – safe for children and pets.
- Delivers better than 95% pollution removal.
- 10 year warranty options available when purchased with a service and maintenance plan.
- Supplied with a control panel and alarm.
- Managed Flow System.
- Totally silent in operation.
- The most stable process in the market.
- Controls the discharge volume.



## The Rotational Biological Contactor

The RBC is central to the operation of each Klargester BioDisc®. It supports a biologically active film or biomass onto which aerobic micro-organisms, naturally found in sewage, become established. Natural breakdown of sewage can then occur as described below.



01

## Primary Settlement Tank

Wastewater and sewage flows into the primary settlement tank where the large solids are retained for future removal.

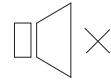
02

## First Stage Biological Treatment

The liquor and fine solids then flow into the Biological Treatment Zone 1 where the first stage of treatment occurs.



Noise Free



### Technical Specifications

Model Reference	BA	BA-X	BB	BC
Population Equivalent (Std Flow)	6	9	12	18
Maximum Daily BOD (kg)	0.36	0.54	0.72	1.08
Maximum Daily Flow (m <sup>3</sup> )	1.2	1.8	2.4	3.6
Ø/Width (mm)	Ø1995	Ø1995	Ø1995	Ø2450
Length (mm)	-	-	-	-
Inlet Invert depth (mm)	450/750/1250	450/750/1250	450/750/1250	600/1100
Depth Below Inlet Invert (mm)	1400	1400	1400	1820
Outlet Invert Depth (mm)	1315	1315	1315	1735
Overall Height (mm)	2160/2460/2960	2160/2460/2960	2160/2460/2960	2825/3325
Height to Rim of Cover (mm)	1945/2245/2745	1945/2245/2745	1945/2245/2745	2485/2985
Empty Weight (kg)	310/325/380	310/325/380	335/350/405	650/750
Standard Power Supply	1 phase	1 phase	1 phase	1 phase
Motor Rating - 1 Phase (Watts)	50	50	50	75
Full Load Current 1 Phase (amps)	0.51	0.51	0.51	1.1
Optional Power Supply	N/A	N/A	N/A	3 phase
Motor Rating - 3 Phase (Watts)	N/A	N/A	N/A	90
Full Load Current 3 Phase (amps)	N/A	N/A	N/A	0.38
Sludge Return Pump Rating (watts)	250	250	250	250

### Performance and Compliance

- > Certified to European Standard BS EN 12566 Part 3.
- > Performance certified to achieve 10mg/l BOD, 15mg/l SS and 3.8mg/l ammonia.
- > Fully marked in line with the CPR 2013.

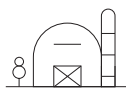
Pumped Outlet Available on BA, BA-X, BB models.

### Applications:

The Klargester Domestic BioDisc® BA-BC range is suitable for a range of applications including:



Single & Multiple Homes



Barn Conversions



Small Offices



Light Industrial Premises



Farms

# 03

### Second Stage Biological Treatment

The liquor is then fed forward at a controlled rate into Biological Treatment Zone 2 for further cleaning.

# 04

### Final Settlement Tank

The clean liquid passes into the final settlement tank where it can be discharged to ground or water course.

# Klargester BioFicient<sup>®</sup> Domestic Sewage Treatment Plant



The Klargester BioFicient<sup>®</sup> treatment plant provides a reliable and effective solution for domestic applications without access to mains drainage. Suitable for homes with up to 30 people, the BioFicient is manufactured from high quality materials and uses the latest treatment technology to deliver a high level of water discharge quality.

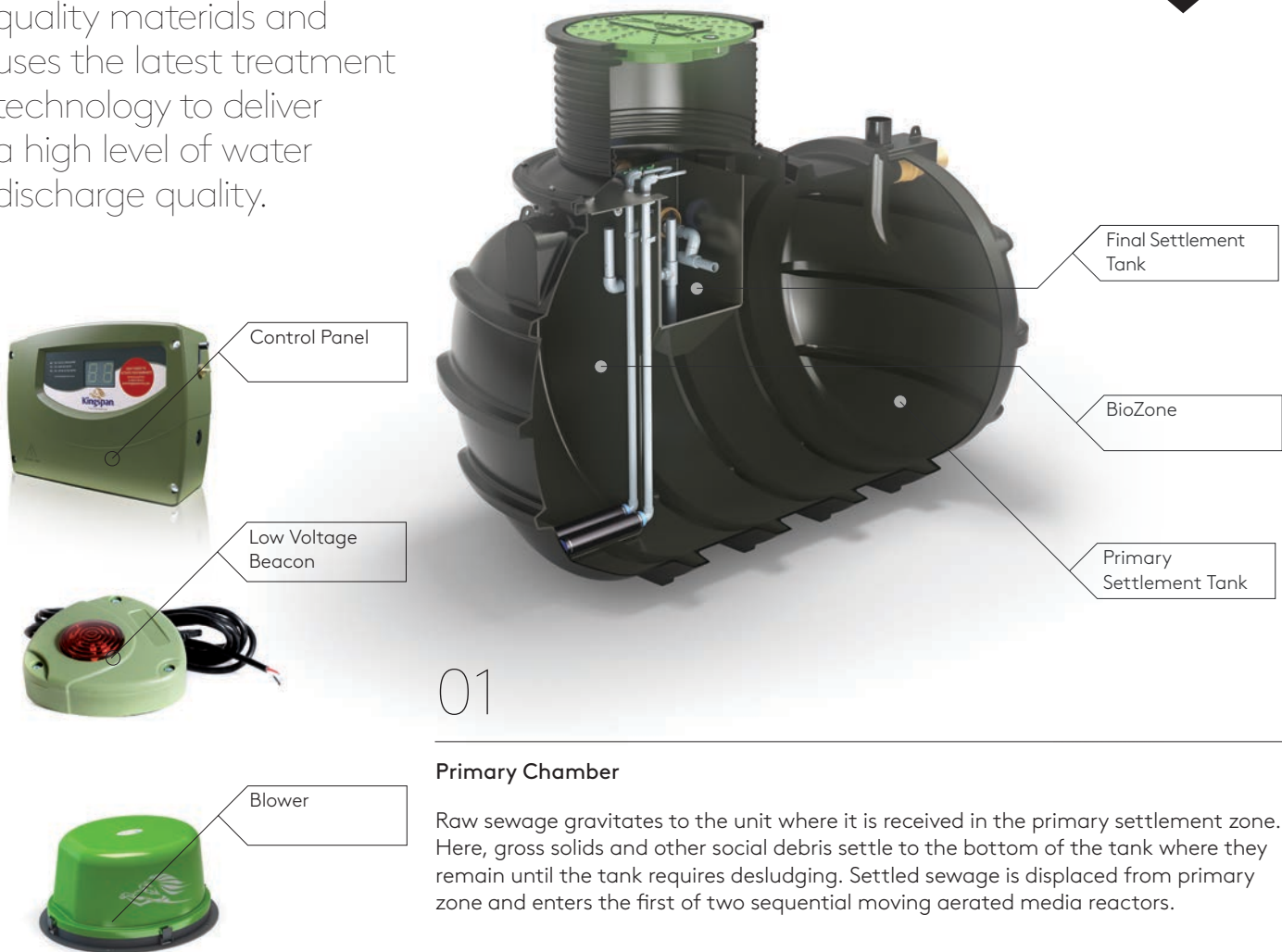
## Product Benefits

- Shallow Dig.
- New low energy compressor.
- Low level visibility with a lockable child-proof cover – safe for children and pets.
- Suitable for installation in traffic areas (structural advice required).
- Supplied with a control panel and alarm.
- Easy to set up and operate.
- Integral pump option available for BioFicient 1,3,4.

## Performance and Compliance

- › BS EN 12566 Part 3 tested and approved.
- › Industry leading NH<sub>4</sub> (ammonia) removal.
- › Fully **CE** marked in line with the CPR 2013.

## BioFicient 1



## 01

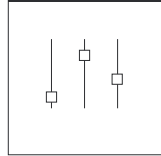
### Primary Chamber

Raw sewage gravitates to the unit where it is received in the primary settlement zone. Here, gross solids and other social debris settle to the bottom of the tank where they remain until the tank requires desludging. Settled sewage is displaced from primary zone and enters the first of two sequential moving aerated media reactors.





Control Panel  
Included



### Technical Specifications

Model Reference	BioFicient 1	BioFicient 3	BioFicient 4	BioFicient 5	BioFicient 6
Population Equivalent	6	10	15	20	30
Overall Diameter (mm)	1,540	1,420	1,920	1,920	1,920
Length (mm)	2,500	3,760	3,230	4,390	6,220
Depth (mm)	1,794-2,104	1,830/2,330/ 2830	2,300/2,800/ 3,300	2,300/2,800/ 3,300	2,300/2,800/ 3,300
Inlet Invert (mm)*	500-810/ 500-810*	500/1,000/ 1,500	500/1,000/ 1,500	500/1,000/ 1,500	5,00/1,000/ 1,500
Outlet Invert (mm)	600-910/ 555-865*	600/1,100/ 1,600*	630/1,130/ 1,630*	630/1,130/ 1,630	630/1,130/ 1,630
Material	MDPE	GRP	GRP	GRP	GRP
Blower Ratings	50W	95W	115W	180W	225W
Cover sizes	700	1,500/900	1,500/900+600**	1,500/900+600**	1,500/900+ 600**

Note: Optional inlet depth down to 1800mm

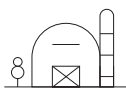
\*BioFicient IPS models only (Outlet Depth 320mm) | \*\*BioFicient 4, 5, 6 has two shafts.

### Applications:


The Klargest Domestic BioFicient® 1-6 range is suitable for use across the following applications:



Single &  
Multiple Homes



Barn  
Conversions



Small Offices



Light Industrial  
Premises



Farms

## 02

### Biozone 1 & 2

Solids are broken down by air agitated media in the Biozone. Media and liquid circulation in the Biozone is achieved through the use of a compressor and diffuser, which introduces fresh air into each compartment. The liquor is constantly re-circulated and contacts the moving media and as it does so, it is purified by the micro organisms growing on the surface of the media and within the moving liquor. Excess growth of biomass is shed as solid particles into the liquor.

## 03

### Final Settlement Tank

Where fine solids are settled out. The Final effluent is discharged via either gravity outlet or IPS (Integral Pump System) chamber. With regulatory approval, it is suitable for discharge to a watercourse or drainage field.

# Klargester BioTec® Domestic Sewage Treatment Plant




The Klargester BioTec® sewage treatment system is ideal for single/multiple houses and employs the well proven aerobic biological trickling filter process for the treatment of sewage.

### Product Benefits

- No mechanical or electrical components within the plant – low running and maintenance costs.
- Low level visibility with a lockable child-proof duty cover – safe for children and pets.
- Easy to install and maintain with annual desludging.
- PPFDS and HLA Alarms as standard.
- Control Panel
- Beacon

### Performance and Compliance

- > Certified to BS EN 12566 Part 3.
- > Assured performance of 20mg/l BOD, 30mg/l S.S., 20mg/l Ammonia.
- > Fully CE marked in line with the CPR 2013.



01

Incorporating the well-proven aerobic biological process, the BioTec® sewage treatment plant has a three-stage process.

Coarse solids are filtered and retained for gradual breakdown.

02

The resulting liquid is continuously distributed over a plastic suspended filter by an integral lift, powered by a remotely sited blower.



Easy to Install



### Technical Specifications

Model Reference	BioTec® 1	BioTec® 1 IPS	BioTec® 2	BioTec® 2 IPS	BioTec® 3	BioTec® 3 IPS	BioTec® 4	BioTec® 4 IPS
Population Equivalent	6	6	12	12	18	18	25	25
Outside Diameter (m)	1.9	1.9	1.9	1.9	2.7	2.7	2.7	2.7
BOD Load (kg/day)	0.36	0.36	0.72	0.72	1.1	1.1	1.5	1.5
Weight Empty (kg)	195	220	217	260	445	471	470	495
Depth (m)	2.2	2.2	2.7	2.7	2.6	2.6	2.6	2.6
Inlet Invert (m)	1.0*	1.0*	1.0*	1.0*	1.0*	1.0*	1.0*	1.0*
Inlet Invert to Base (m)	1.2	1.2	1.7	1.7	1.6	1.6	1.6	1.6
Outlet Invert (m)	1.1	0.605	1.1	0.605	1.1	0.605	1.1	0.655
Motor Rating (watts)	60	60	60	60	150	150	150	150

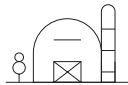
\* There are two depths of inlet in the range 1.0m and 1.5m.  
IPS - Integral Pump System

### Applications:

The Klargester Domestic BioTec® Range is suitable for a range of applications, including:



Single &  
Multiple Homes



Barn  
Conversions



Light Industrial  
Premises



Farms



Small Offices

### Economy Version Available

The Klargester Domestic BioTec® Economy Range is available for requirements of up to 18PE and features the following Product Benefits:

#### Product Benefits

- No mechanical or electrical components within the plant – low running and maintenance costs.
- Low level visibility with a lockable child-proof duty cover – safe for children and pets.
- Easy to install and maintain with annual desludging.

# 03

The solids are allowed to settle and under normal domestic conditions, effluent of 20mg/l BOD, 30mg/l S.S., 20mg/l Ammonia can be achieved.

# Klargester Reed Beds

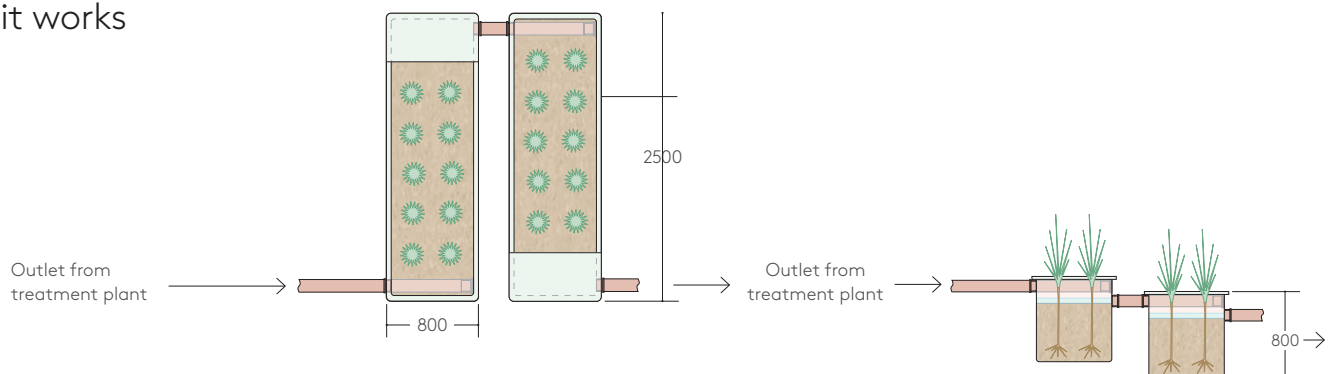


A reed bed is a filtration process used in conjunction with a Klargester sewage treatment system to further enhance the quality of the effluent migrating into a drainage field or surrounding watercourse.

## Product Benefits

- Tertiary treatment for new applications with tight discharge consents.
- Satisfies new building regulations.
- Improved effluent quality for existing works.
- Very low maintenance.
- Aesthetically pleasing and environmentally friendly.
- Easy to install and maintain.
- Effluent discharge is typically improved by at least 50% providing reduced BOD and suspended solids.

## How it works

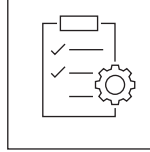


## Technical Specifications

Model Reference	Population Equivalent	Length (mm)	Width (mm)	Depth (mm)	No. Required	Outlet Size (mm)
HRB006	6	2500	800	800	2	110
HRB012	12	2500	800	800	4	110

# Selecting the Correct Solution

Regulations Compliant



To ensure selection of the correct sewage treatment and disposal method to meet your requirements, expert advice should be sought. In all instances a sewage treatment plant should be considered as the first option.

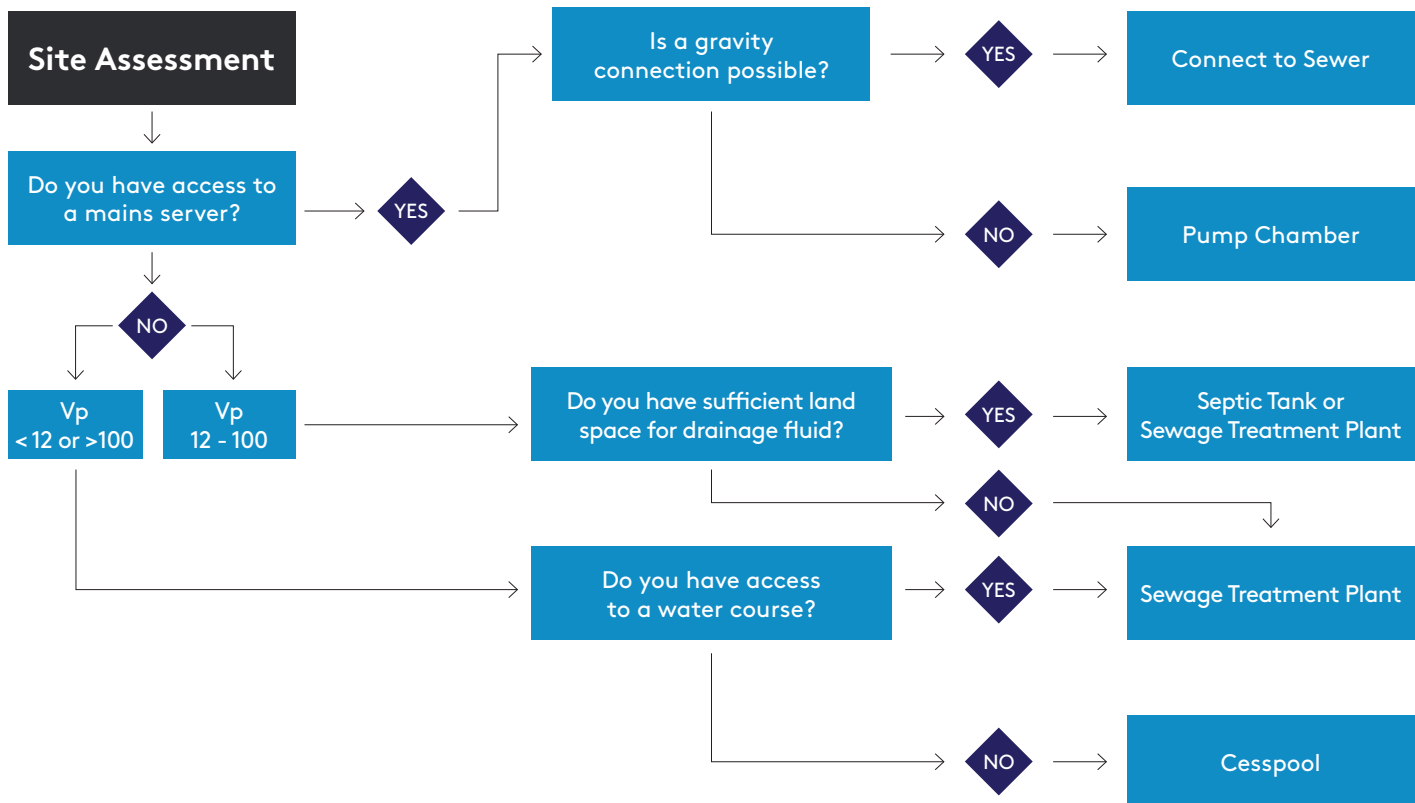
Environmental Regulators and British Water have developed the system selection process below, to help in guiding you through the process to choose the correct system to meet your requirements.

### Did you know?

If you have a **septic tank** that discharges directly to a surface water you will need to replace or upgrade your treatment system by 1 January 2020, or when you sell your property if before this date.

**Environment Agency – General Binding Rules**

For advice contact sales on 01296 633033



# Klargester Alpha Septic Tank

Klargester Alpha tanks provide a reliable and economic solution for homes not connected to mains drainage.

### Did you know?

If you have a **septic tank** that discharges directly to a surface water you will need to replace or upgrade your treatment system by 1 January 2020, or when you sell your property if before this date.

**Environment Agency – General Binding Rules**

**For advice contact sales on 01296 633033**

Basic septic tanks only retain solids and discharge effluent of low quality. The installation will not contaminate any ditch, stream or other watercourse. However, many authorities in the UK prohibit their use. In all instances a sewage treatment system should be considered as a first option.

Septic tanks may be installed, subject to consent, in applications where:

- Soil is of suitable porosity.
- Installation complies with Building Regulations (Approved Document H).
- The installation will not contaminate any ditch, stream or other watercourse.

### Product Benefits

- Made from composite GRP - strong, light, and watertight.
- Press moulded shape provides wide, squat, form which makes the tank easy to install and handle.
- Stable base for storage.
- Lifting eyes are provided for lifting and positioning within the excavation.

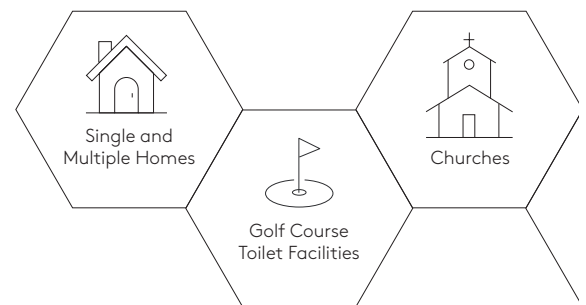


### Performance & Compliance

- › Performance tested to BS EN 12566 Part 1 requirements.
- › Fully **CE** marked in line with the CPR 2013.

### Applications

The Klargester Alpha and Gamma septic tank ranges, each comprise three sizes and are typically suitable for applications not connected to mains drainage including:



### Technical Specifications

Model Reference	Volume (L)	No. People (150 Ltrs/head/day)	Overall Diameter (mm)	Height (mm)	Standard Inlet Invert (mm)	Standard Outlet Invert (mm)
STS02810	2800	5	2075	2599/3099	1000/1500	1050/1550
STS03810	3800	12	2075	2810/3310	1000/1500	1050/1550
STS04610	4600	17	2084	2984/3484	1000/1500	1050/1550

# Klargester Gamma Septic Tank

The Klargester Gamma tank is an affordable solution for domestic applications with an efficiency rating of 99.97% – an industry benchmark.

Manufactured from tough polyethylene, the tank is robust and lightweight which makes it easy to handle and install.

Due to its design features, the Gamma tank is the perfect solution where a shallow dig installation is required, reducing installation time and costs.

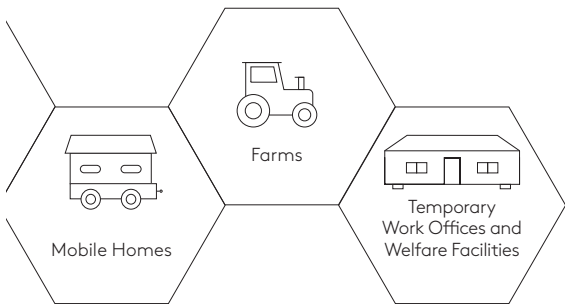
#### Product Benefits

- Manufactured from robust, impact resistant, high quality polyethylene.
- Strong, easy to move and simple to install.
- Less excavation costs, less soil disposal and less backfill material.
- Wide neck for easy access for annual desludging.
- Trimmable neck to suit site.



#### Performance & Compliance


- > 99.97% efficiency rating.
- > BS EN 12566 Part 1 approved.
- > Fully CE marked in line with the CPR 2013.



#### Technical Specifications

Model Reference	Volume (L)	No. People (150 Ltrs/head/day)	Width (mm)	Length (mm)	Height (mm)	Standard Inlet Invert (mm)	Standard Outlet Invert (mm)	Depth (mm)
GST028	2800	5	1130	2480	1755 - 2255	550-1050	550-1050	2255
GST035	3500	10	1180	3000	1755 - 2255	550-1050	550-1050	2255
GST040	4000	13	1215	3360	1755 - 2255	550-1050	550-1050	2255

# Klargester Sigma Septic Tank



The Klargester Sigma shallow dig septic tank is designed to reduce both installation time and cost. The range is available in various sizes suitable for properties with dig height restrictions.

## Product Benefits

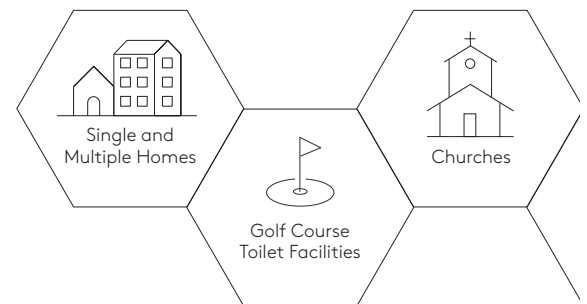
- Made from GRP - strong and durable for ultimate reliability.
- Robust and simple to install, reducing on site installation time.
- Less excavation costs, less soil disposal and less backfill material required.
- Light, watertight and chemically resistant.
- Robust, weather proof for guaranteed durability, giving you value for money.

## Performance and Compliance

- > Certified to BS EN 12566 Part 1
- > Fully **CE** marked in line with the CPR 2013.

## Applications

Klargester Sigma septic tanks and below ground water storage tanks and cesspools, offer a solution for applications not connected to mains drainage including:



## Technical Specifications


Model Reference	Volume (L)	No. People (150 Ltrs/head/day)	Overall Diameter (mm)	Length (mm)	Standard Inlet Invert (mm)	Standard Outlet Invert (mm)	Depth (mm)
STH028	2800	5	1225	2955	500	530	1627/1587*
STH038	3800	12	1225	3895	500	530	1617/1577*
STH057	5700	24	1425	4275	500	530	1826/1786*
STH071	7150	34	1920	3225	500	550	2290
STH091	9150	47	1920	3960	500	550	2290

\*110mm diameter pipework / 160mm diameter pipework





# Klargester Below Ground Water Storage Tanks and Cesspools

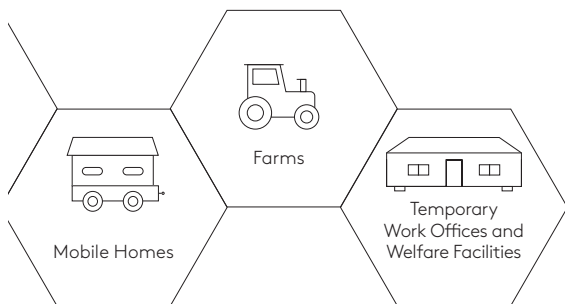


The range of Klargester below ground storage tanks provide a reliable solution for the collection and retention of sewage (cesspool), surface water, veterinary / animal waste, firefighting reservoirs and rainwater harvesting reservoirs.

The advanced design of the Klargester below-ground storage tanks ensures consistent high performance, even in the toughest environmental conditions.

## Product Benefits

- Easy to install with minimal on site installation time.
- Designed in accordance with BS6297, ensuring that you meet all building regulations.
- High level alarm available for complete peace of mind.
- Lockable manhole cover for ultimate security.



## Technical Specifications

Nominal Litres	Capacity (Gallons)	Length (mm)	Diameter (mm)
18,000	3960	4317	2620
22,000	4889	5073	2620
26,000	5720	5837	2620
34,000	7480	7376	2620
46,000	10,120	9684	2620
54,000	11,880	11,222	2620
59,000	12,968	11,991	2620
63,000	13,860	12,760	2620
71,000	15,620	14,295	2620
79,000	17,380	15,833	2620

# Klargester BioDisc® Commercial Sewage Treatment Plant




Delivered as a single, packaged system, the Klargester BioDisc® RBC range (up to 300PE), offers low running costs due to its unique design and operational efficiencies.

### Product Benefits

- Unique RBC technology.
- Tried and tested technology, offers robust and efficient water management treatment.
- Low running costs.
- Noise free.
- Fully removable lid for easy desludging.
- Fully packaged system, delivered direct on site.
- Bespoke technical support offered from our in-house technical teams.

### Performance & Compliance

- > Odour free – tested and fully approved in accordance with BSEN13725.
- > Designed for applications selected in compliance with British Water Code of Practice Flows and Loads.
- > 100% compliance with industry requirements across commercial sectors, including national and international regulations such as BS EN12255 and EN12566-3 (up to 50 PE).




01



### Primary Settlement Tank

This is the initial stage of treatment and simply involves the retention of coarse solids present in raw sewage and wastewater for subsequent gradual breakdown. BioDisc® features one chamber to ensure efficient operation with a flow balancing facility.

02



### First Stage Biological Treatment

The liquor and fine solids then flow into the first stage of Biological Treatment. A unique managed flow system ensures peak performance by smoothing variable loads.




Single Piece System



### Technical Specifications

Model Reference	BD	BE	BF	BG	BH	BJ	BK	BL	BM	BN
Maximum Daily BOD (kg)	1.5	2.1	3	4.2	4.5	6	7.5	9	13.5	18
Maximum Daily Flow (m <sup>3</sup> )	5	7	10	14	15	20	25	30	45	60
Ø/Width (mm)	2450	2450	2450	2450	2450	2450	2450	2450	2450	2450
Length (mm)	3340	3340	4345	5235	7755	7755	7755	7755	10420	13100
Inlet Invert depth (mm)	600/1100	600/1100	600/1100	600/1100	600/1000	600/1000	600/1000	600/1000	600/1000	600/1000
Depth Below Inlet Invert (mm)	1820	1820	1820	1820	1790	1790	1790	1790	1790	1790
Outlet Invert Depth (mm)	1735	1735	1720	1720	1640	1640	1640	1640	1640	1640
Overall Height (mm)	2825/3325	2825/3325	2825/3325	2825/3325	2830/3230	2830/3230	2830/3230	2830/3230	2830/3230	2830/3230
Height to Rim of Cover (mm)	2485/2985	2485/2985	2485/2985	2485/2985	2490/2890	2490/2890	2490/2890	2490/2890	2490/2890	2490/2890
Empty Weight (kg)	1100/1200	1200/1300	1315/1465	1660/1810	3000/3020	3100/3120	3200/3220	3300/3320	4200/4250	5500/5650
Standard Power Supply	1 phase	1 phase	1 phase	1 phase	1 phase	1 phase	1 phase	1 phase	1 phase	1 phase
Motor Rating - 1 Phase (Watts)	75	75	120	180	250	250	370	370	550	2 x 370
Full Load Current 1 Phase (amps)	1.1	1.1	1.3	1.6	1.5	1.5	2.35	2.35	2.8	2 x 2.35
Optional Power Supply	3 phase	3 phase	3 phase	3 phase	3 phase	3 phase	3 phase	3 phase	3 phase	3 phase
Motor Rating - 3 Phase (Watts)	90	90	120	180	250	250	370	370	550	2 x 370
Full Load Current 3 Phase (amps)	0.38	0.38	0.42	0.63	0.88	0.88	1.35	1.35	2.8	2 x 1.35
Sludge Return Pump Rating (watts)	250	250	250	250	250	250	250	250	250	250


03



### Second Stage Biological Treatment

The liquor is then fed forward at a controlled rate into Biological Treatment stage 2 for further cleaning. This process ensures the whole media area available is utilised ensuring maximum efficiency.

04



### Final Settlement Tank

The surplus micro-organisms continuously slough off the discs and are carried forward to the final settlement where they settle out as a humus sludge, leaving a clear treated effluent to be discharged to ground or water course. The settled humus sludge is returned to the Primary Settlement Tank by the sludge return pump under timer control. The sludge return pump also removes any floating scum which helps to keep the final settlement tank working efficiently.

# Klargester Modular BioDisc® Sewage Treatment Plant



The new Klargester Modular BioDisc® containerised sewage treatment plant range, is designed with scalability in mind for populations of between 300PE and 2500PE.



The Klargester modular RBC system is designed for applications with higher populations.

The RBC comprises of a complete modular system containing the RBC units along with primary and final settlement tanks.

Both RBC units and tanks can be increased in numbers or size to make a flexible system for an expanding or phased population growth.

Each unit is supplied as a 250PE unit and further units supplied depending on population requirements.

Primary and final settlement tanks can be sized for the intended end population or additional tanks can be supplied in the future and fed into the system.

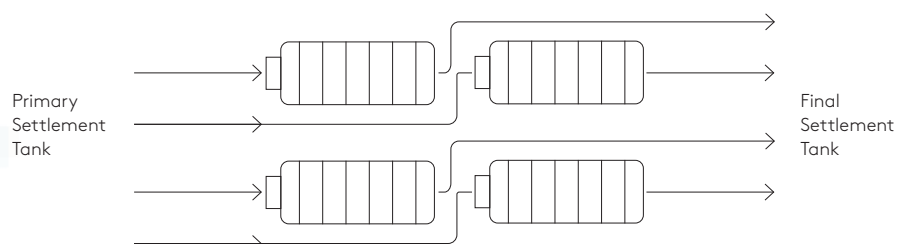
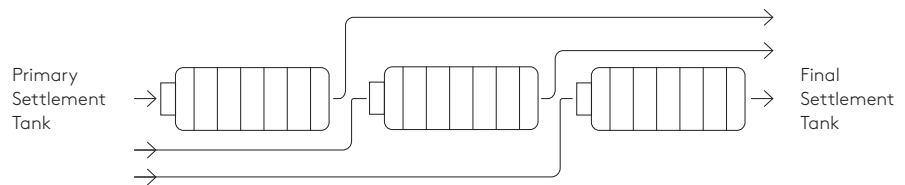
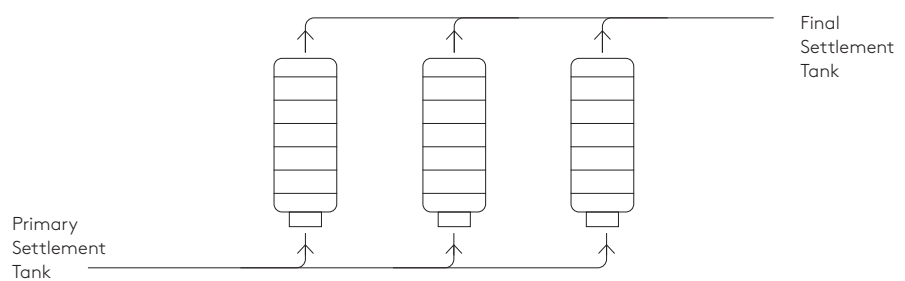
Each of the units can be linked to create a complete sewage treatment system. The feed to each RBC can be controlled independently to give further flexibility.

The RBC unit measures 6.7 metres long x 2.2 metres wide x 2.4 metres high. The size of primary and final settlement tanks will vary with each customer application and site location.

## Modular BioDisc®

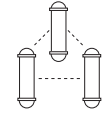
A flexible engineered solution, for above or below ground installation, the Modular BioDisc solution is ideal for off-mains sites with seasonal loads due to its unique flow management activity.

Total flexibility with a unique modular RBC system






Available in our Modular System



### Technical Specifications

Model Reference	Daily Flow (l/day)	Daily Load (kg/BOD/day)	Length(mm)	Width(mm)	Height(mm)	Weight(kg)	Motor Power
Modular BioDisc 250PE	50,000	15	6,700	2,210	2,400	5,000	1.1 Kw/400v

Max daily flow based on 200 L/Person/Day, system PE will vary by site flow rate per person.



#### More Savings

Kingspan's unique to market solar back up option is the ideal solution for customers in remote locations. Our solar panels can cater for up to 100% of the used energy on any site, offering a potential payback of three years on a typical BioDisc commercial system.



#### More Scalability

The commercial BioDisc range offers a totally scalable solution. For applications larger than 300PE, we offer a brand new containerised Modular solution, with flexibility to suit sites with populations up to 2500PE.



#### More Efficiency

Our unique flow management system delivers an improved biological process and overall treatment efficiency, by catering for seasonal changes to flows and loads. Adaptive forward feed management allows for total flexibility for seasonally fluctuating sites.



#### More Control

Featuring local alarms and Kingspan's intelligent SmartServ remote monitoring solution, the challenges associated with remote performance monitoring are greatly reduced. Our fully integrated connectivity package allows for greater control over your assets, saving time and money when it comes to servicing your treatment plant.

# Klargester BioFicient® Commercial Sewage Treatment Plant



The Klargester BioFicient commercial sewage treatment plant is designed with efficiency in mind. It offers reliable performance using tried and tested technology to ensure consistently high effluent quality.

## Product Benefits

- Adaptable to specific consent requirements including 'Total Nitrogen'.
- Low head loss.
- Minimal footprint area and visual impact.
- Variable invert options (0.5 - 2.0 m).
- May be installed in trafficked areas (subject to loading).
- Low maintenance.
- Alarm protected.

## Performance and Compliance

- > Compliant with EN-12255 and EN12566-3 (up to 50 PE).
- > Designed and sized in accordance with British Water Code of Practice Flows and Loads but can be sized to suit local site conditions.

## Applications:

The BioFicient range is suitable for a range of applications including:



Public sector



Leisure



Transport



Hospitality



Campsites



Offices



Multi-housing developments

—  
2.6 diameter  
BioFicient is also  
available as an  
alternative model.  
—

01

## Primary Settlement Chamber

This is the initial stage of treatment and simply involves the retention of coarse solids present in raw sewage and wastewater for subsequent gradual breakdown. BioFicient features two chambers to ensure efficient operation with a flow balancing facility.

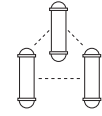
02

## Biozone 1

The liquor enters the first stage of Biological treatment where the active bacteria within the fluidized bed begin to break down organic solids, majority of BOD removal occurs here.

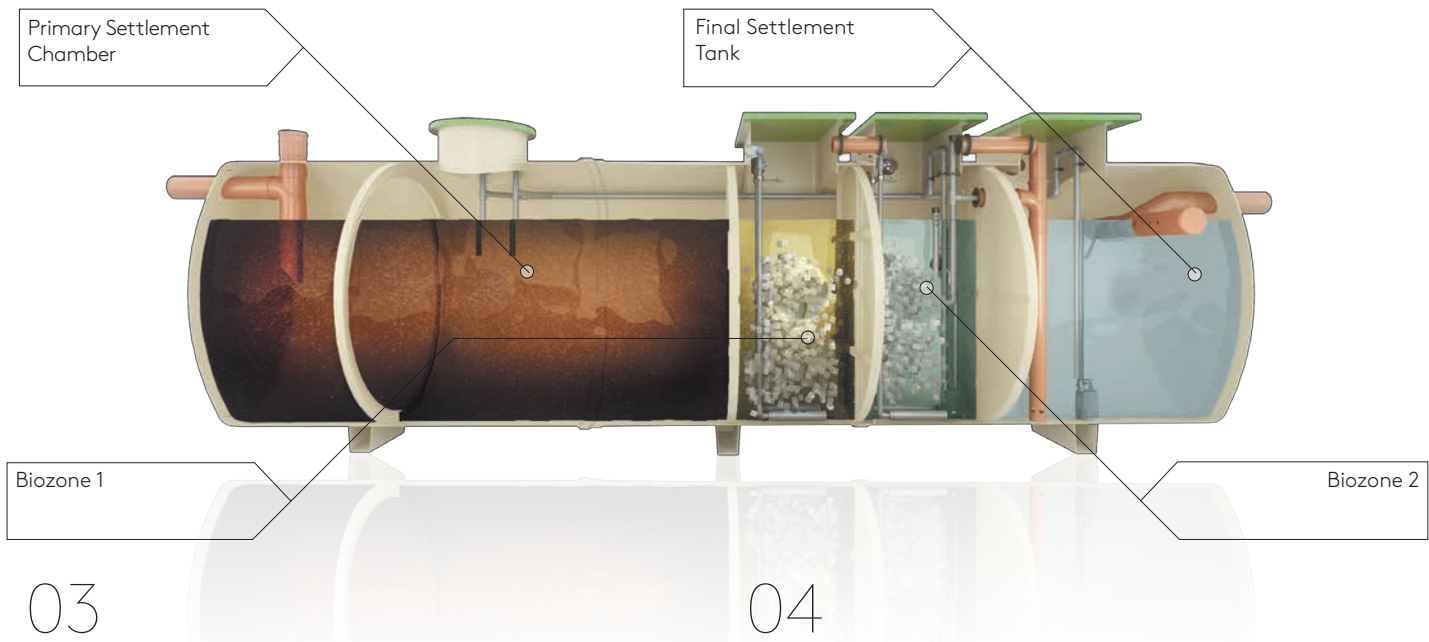


Available in our  
Modular System



### Technical Specifications

Model Reference	17H	23H	34H	38H	42H	47H	55H	67H	80H
A Overall Length (m)	7.4	9.3	7.4	8.1	8.9	9.7	11.2	13.5	15.8
B Overall Width (m)	1.9	1.9	1.9	1.9	1.9	2.8	2.8	2.8	2.8
C Height (m)									
560mm Inlet / 860mm Outlet Invert*	2.28	2.28	3.02	3.02	3.02	3.02	3.02	3.02	3.02
1060mm Inlet / 1360mm Outlet Invert*	2.78	2.78	3.52	3.52	3.52	3.52	3.52	3.52	3.52
1560mm Inlet / 1860mm Outlet Invert*	3.28	3.28	4.02	4.02	4.02	4.02	4.02	4.02	4.02
2060mm Inlet / 2360mm Outlet Invert*	3.78	3.78	4.52	4.52	4.52	4.52	4.52	4.52	4.52
D Diameter (m)	1.8	1.8	1.8	1.8	1.8	2.6	2.6	2.6	2.6
Volume (m <sup>3</sup> )	17	23	34	38	42	47	55	67	80
Weight Approx (kg)	1200	1450	3000	3200	3400	3800	4200	4700	5400
Inlet / Outlet Diameter (mm)	160	160	160	160	160	160	160	160	160
Maximum Flow (m <sup>3</sup> /day) Models	8	11	15	20	25	30	40	50	60
Retention Time (hrs)	76	66	51	43	39	35	31	31	30



#### Biozone 2

Within the second stage of Biological treatment the second fluidized bed continues to clean the liquor giving further BOD reduction along with removal of nitrogen.

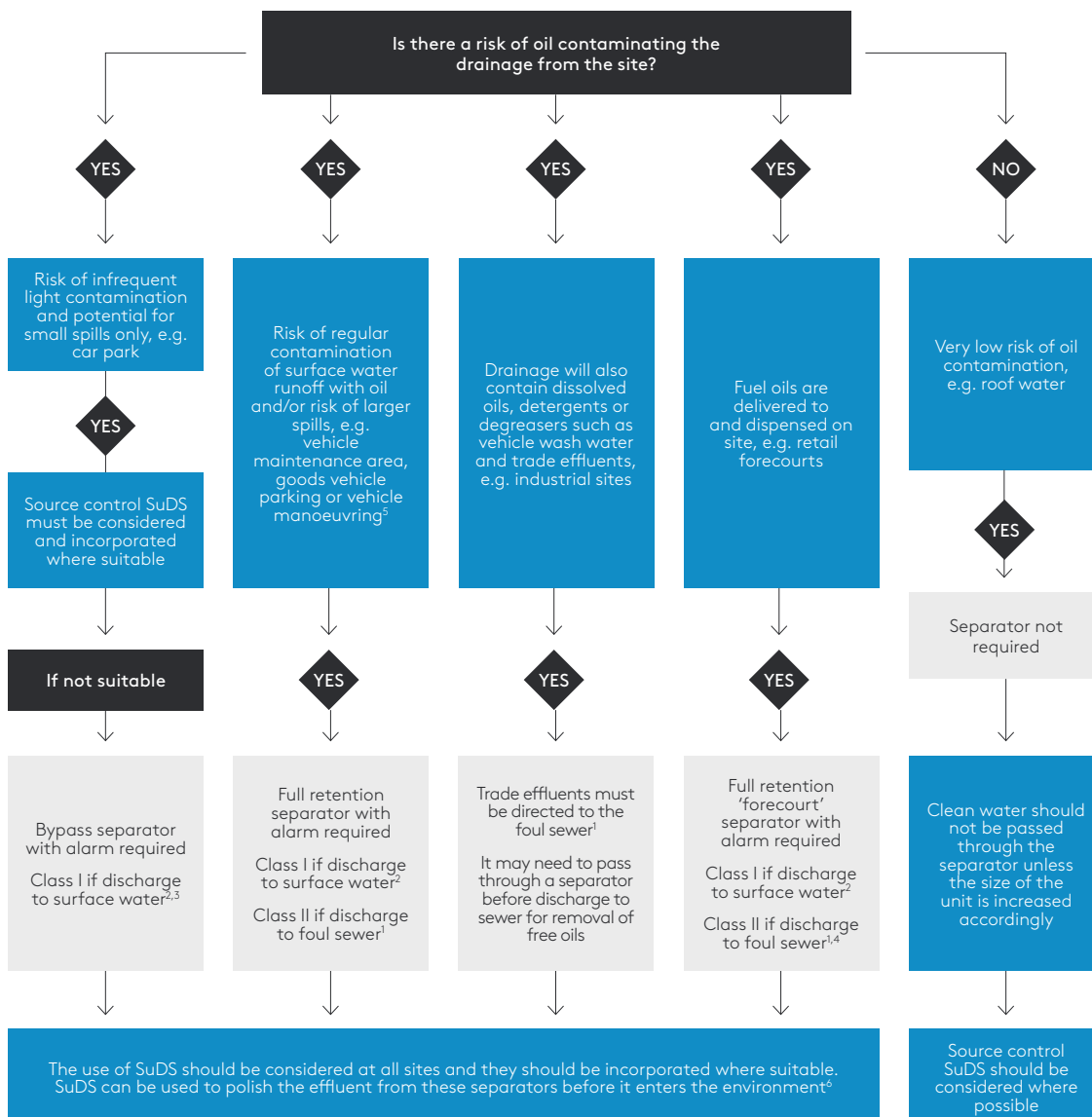
#### Final Settlement Tank

A natural by-product of biological treatment is humus sludge and this is separated for further treatment. The treated effluent is discharged via the outlet or to disinfection stage.

# Choosing the Right Separator

Kingspan has a specialist team who provide expert technical assistance in selecting the appropriate Klargester Separator for your application.

The chart below gives guidance to aid selection of the appropriate type of fuel/oil separator for use in surface water drainage systems which discharge into rivers and soakaways.



<sup>1</sup> You must seek prior permission from your local sewer provider before you decide which separator to install and before you make any discharge.

<sup>2</sup> You must seek prior permission from the relevant environmental body before you decide which separator to install.

<sup>3</sup> In this case, if it is considered that there is a low risk of pollution a source control SuDS scheme may be appropriate.

<sup>4</sup> In certain circumstances, the sewer provider may require a Class 1 separator for discharges to sewer to prevent explosive atmospheres from being generated.



<sup>5</sup> Drainage from higher risk areas such as vehicle maintenance yards and goods vehicle parking areas should be connected to foul sewer in preference to surface water.

<sup>6</sup> In certain circumstances, a separator may be one of the devices used in the SuDS scheme. Ask us for advice.



# Klargester Full Retention Separators

NSF RANGE



Full retention separators are used in high risk spillage areas such as fuel distribution depots, vehicle workshops and scrap metal recycling yards.

Each full retention separator design includes the necessary volume requirements for:

- Oil separation capacity
- Oil storage volume
- Silt storage capacity
- Coalescer (Class 1 units only)
- Automatic closure device

Our full retention separators treat the whole of the specified flow.

## Performance and Compliance

- › Kingspan were one of the first UK manufacturers to have the required range certified to EN 858-1 in the UK.
- › The NSF number denotes the flow at which the separator operates.
- › Approved by The British Standards Institute (BSI) in relation to flow and process performance, meeting effluent quality requirements of EN 858-1.


## Technical Specifications

Model Reference	Flow (l/s)	Drainage Area (m <sup>2</sup> ) PPG-3 (0.018)	Storage Capacity (Ltrs)		Length (mm)	Diameter (mm)	Manhole Cover Dimensions (mm)	Base Inlet Invert (mm)	Base to Outlet Invert (mm)	Min Inlet Invert (mm)	Standard Pipework Diameter (mm)
			Silt	Oil							
<b>Polyethylene Chamber Construction</b>											
NSFP003	3	170	300	30	1700	1350	600	1410	1335	550	160
NSFP006	6	335	600	60	1700	1350	600	1410	1335	550	160
<b>GRP Chamber Construction</b>											
NSFA010	10	555	1000	100	2610	1225	600	1050	1000	500	200
NSFA015	15	835	1500	150	3910	1225	600	1050	1000	1000	200
NSFA020	20	1115	2000	200	3200	2010	600	1810	1760	1000	315
NSFA030	30	1670	3000	300	3915	2010	600	1810	1760	1000	315
NSFA040	40	2225	4000	400	4640	2010	600	1810	1760	1000	315
NSFA050	50	2780	5000	500	5425	2010	600	1810	1760	1000	315
NSFA065	65	3160	6500	650	6850	2010	600	1810	1760	1000	315
NSFA080	80	4445	8000	800	5744	2820	600	2500	2450	1000	315
NSFA100	100	5560	10000	1000	6200	2820	600	2500	2450	1000	400
NSFA125	125	6945	12500	1250	7365	2820	600	2500	2450	1000	450
NSFA150	150	8335	15000	1500	8675	2820	600	2500	2450	1000	525
NSFA175	175	9725	17500	1750	9975	2820	600	2500	2450	1000	525
NSFA200	200	11110	20000	2000	11280	2820	600	2500	2450	1000	600
NSFA210	210	11667	21000	2100	11991	2820	600	2550	2450	1000	600
NSFA225	225	12500	22500	2250	12760	2820	600	2550	2450	1000	600
NSFA240	240	13333	24000	2400	13527	2820	600	2550	2450	1000	600
NSFA255	255	14167	25500	2550	14295	2820	600	2550	2450	1000	600
NSFA270	270	15000	27000	2700	15065	2820	600	2550	2450	1000	600
NSFA285	285	15833	28500	2850	15833	2820	600	2550	2450	1000	600

\* Some units have more than one access shaft – diameter of largest shown.

# Klargester Bypass Separators

NSB RANGE



Concentration Less Than

5  
MG/L

Bypass separators are used when it is considered an acceptable risk to not provide full treatment for very high flows, such as, where the risk of a large spillage and heavy rainfall occurring at the same time is small. Typical applications include surface carparks, roadways and lightly contaminated commercial areas.

### Product Benefits

- Light and easy to install.
- Inclusive of silt storage volume.
- Fitted inlet/outlet connectors.
- Vent points within necks.
- Oil alarm system available (required by EN 858-1 and PPG3).
- Extension access shafts for deep inverts.
- Maintenance from ground level.
- GRP or polyethylene construction (subject to model).

### Performance & Compliance

- › Fully compliant and tested to EN 858-1.
- › Bypass separators are tested by British standards institute (BSI).
- › Certified flow and process performance assessing effluent qualities to the requirements of EN 858-1.
- › The unit is designed to treat the 'first flush' - 10% of peak flow. The calculated drainage areas served by each separator are indicated according to the formula given by PPG3 NSB = 0.0018A(m<sup>2</sup>).
- › Class I separators are designed to achieve a concentration of less than 5mg per litre.

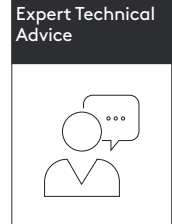
### Technical Specifications

Model Reference	Flow (l/s)	Peak Flow Rate (l/s)	Drainage Area(M2) Based on UK rainwater flow	Storage Capacity (Ltrs)		Length (mm)	Diameter (mm)	Access Shaft Diameter (mm)	Base Inlet Invert (mm)	Base to Outlet Invert (mm)	Standard Fall Across (mm)	Min Inlet Invert (mm)	Standard Pipework Diameter (mm)**
				Silt	Oil								
<b>Polyethylene Chamber Construction</b>													
NSBP003	3	30	1670	300	45	1700	1350	600	1420	1320	100	500	160
NSBP004	4.5	45	2500	450	60	1700	1350	600	1420	1320	100	500	160
NSBP006	6	60	3335	600	90	1700	1350	600	1420	1320	100	500	160
<b>GRP Chamber Construction</b>													
NSBE010	10	100	5560	1000	150	2069	1220	750	1450	1350	100	700	315
NSBE015	15	150	8335	1500	225	2947	1220	750	1450	1350	100	700	315
NSBE020	20	200	11111	2000	300	3893	1220	750	1450	1350	100	700	375
NSBE025	25	250	13890	2500	375	3575	1420	750	1680	1580	100	700	375
NSBE030	30	300	16670	3000	450	4265	1420	750	1680	1580	100	700	450
NSBE040	40	400	22222	4000	600	3230	1920	600	2185	2035	150	1000	500
NSBE050	50	500	27778	5000	750	3960	1920	600	2185	2035	150	1000	600
NSBE075	75	750	41667	7500	1125	5841	1920	600	2235	2035	200	950	675
NSBE100	100	1000	55556	10000	1500	7661	1920	600	2235	2035	200	950	750
NSBE125	125	1250	69444	12500	1875	9548	1920	600	2235	2035	200	950	750

\* Some units have more than one access shaft - diameter of largest shown | \*\* Larger pipework available on request.

† Achieves concentration of less than 5MG/L

# Klargester Forecourt Separators



Forecourt separators are used to intercept hydrocarbon pollutants such as petroleum and oil to prevent their entry to the drainage system. Typical applications include petrol filling station forecourts and car breaker yards.

## Performance and Compliance

- Operation ensures that the flow cannot exit the unit without first passing through the coalescer assembly.
- In normal operation, the forecourt separator has sufficient capacity to provide storage for separated pollutants within the main chamber, but is also able to contain up to 7,600 litres of pollutant arising from the spillage of a fuel delivery tanker compartment on the petrol forecourt.
- The separator has been designed with an automatic closure device to ensure that oil cannot exit the separator in the event of a major spillage, subsequently the separator should be emptied immediately.

## Installation

- The unit should be installed on a suitable concrete base slab and surrounded with concrete or pea gravel backfill.
- If the separator is to be installed within a trafficked area, then a suitable cover slab must be designed to ensure that loads are not transmitted to the unit.
- The separator should be installed and vented in accordance with Health and Safety Guidance Note HS(G)41 for filling stations.
- Subject to Local Authority requirements.

## Technical Specifications

Separator Class	Backfill Type	Total Capacity (Ltrs)	Drainage Area (m2)	Peak Flow Rate (l/s)	Length (mm)	Diameter (mm)	Access Shaft Diameter (mm)	Base Inlet Invert (mm)	Base to Outlet Invert (mm)	Standard Fall Across (mm)	Min Inlet Invert (mm)	Standard Pipework Diameter (mm)	Empty Weight (kg)
I	Concrete or Pea Gravel	10000	555	10	3963	1920	600	2110	2060	50	400	160	500
I	Concrete or Pea Gravel	10000	1110	20	3963	1920	600	2110	2060	50	400	200	500

## Fuel & Oil Separator Alarms


British European Standard EN 858-1 and Environment Agency Pollution Prevention Guideline PPG3 requires that all separators are to be fitted with an oil level alarm system. It should be installed and calibrated by a suitably qualified technician so that it will respond to an alarm condition when the separator requires emptying.

## Product Benefits

- Easily fitted to existing tanks.
- Excellent operational range.
- Visual and audible alarm.
- Additional telemetry option.



# Klargester Grease Separators



Klargester Grease Separators are an effective and hygienic method of separating fat and grease from wastewater flow. Grease Separators are designed for restaurants, hotels, public houses, canteens and similar applications.

### Key Standard Features

- Greatly reduces drain blockages, for maximum operational efficiency.
- Helps improve performance of septic tanks and field drains and achieve best results.
- Prevents contamination of small sewage treatment plants, reducing risk of breakdown.
- Protects mains drainage system from grease blockages.

### How it works

Grease separators allow fats and grease to naturally separate out from water, allowing their removal prior to the wastewater reaching the drainage system. The separator should be installed close to the source of contamination before any foul waste can enter the drainage flow and to suit the expected liquid temperature.

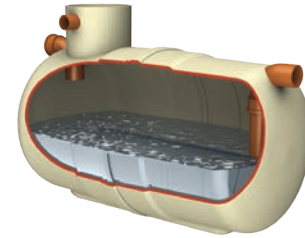
### Grease Range Sizing Table

Meals Per Day	Standard Meal	Fast Food	Fine Cuisine
40	NSG01	NSG01	NSG02
60	NSG02	NSG02	NSG02
80	NSG02	NSG02	NSG04
100	NSG02	NSG04	NSG04
200	NSG04	NSG06	NSG09
300	NSG06	NSG09	NSG14
500	NSG09	NSG14	NSG18
700	NSG14	NSG18	NSG24
900	NSG18	NSG24	—
1,300	NSG24	—	—

### Technical Specifications

Model Reference	Dimensions (mm)		Flow Rates	Shipping Height (mm)	Capacity (L)	Approx Weight (Kg)		Fall Across The Unit (mm)
	Length	Width				Empty	Full	
NSG01	1320	750	1LPS	1100	500	70	570	75
NSG02	1620	1100	2LPS	1175	1000	90	1090	75
NSG04	2072	1224	4LPS	1570	2000	120	1860	70
NSG06	3018	1224	6LPS	1570	3000	160	2820	70
NSG09	3895	1224	9LPS	1570	4000	190	3760	70
NSG14	4418	1422	14LPS	1745	6000	215	5535	70
NSG18	3231	1917	18LPS	2120	8000	300	7162	70
NSG24	4386	1917	24LPS	2120	11000	380	9885	70

# Klargester Washdown and Silt Units



Klargester Washdown and Silt units can be used in areas such as car wash and other cleaning facilities that discharge directly into a foul drain, which feeds to a municipal treatment facility.

## How it works

As contaminated water passes through the separation chamber, it is retained long enough to allow solids to sink to the bottom of the unit. Our design uses a maximum of 6 minutes hydraulic retention time, at the flow rate given. The separator water is then able to discharge safely.

The nature of the silt varies depending on either the ground or surface receiving the flow. These aspects should be considered when selecting the size of the unit in relation to the flow being treated.

If emulsifiers are present, the discharge must not be allowed to enter an NS unit.

## Applications

These units can be used to serve vehicle wash down areas and car wash facilities, although it should be noted that the prime function of such separators is for the removal of silt. Typical locations using wash down separators are: car wash, tool hire depots, truck cleansing, construction compounds cleansing points.

Locations requiring silt separators are: highly silted sites where NS separators are used, i.e. works constructions sites and temporary work compounds.

Our Washdown and Silt Separators are manufactured from durable, rot and corrosion proof glass reinforced polyester combining lightweight with outstanding strength. The units are delivered complete with inlet and outlet pipework as well as factory fitted access shafts to ensure quick and easy installation on site.

## Technical Specifications

Model Ref	Total Capacity (Ltrs)	Max.rec. Silt (Ltrs)	Max. Flow Rate (L/S)	Length (MM)	Diameter (MM)	Access Shaft Diameter (MM)	Base Inlet Invert (MM)	Base To Outlet Invert (MM)	Standard Fall Across (MM)	Min Inlet Invert (MM)	Standard Pipework Diameter (MM)	Approx. Empty (Kg)
W1/010	1000	500	3	1123	1225	460	1150	1100	50	500	160	60
W1/020	2000	1000	5	2074	1225	460	1150	1100	50	500	160	120
W1/030	3000	1500	8	2952	1225	460	1150	1100	50	500	160	150
W1/040	4000	2000	11	3898	1225	460	1150	1100	50	500	160	180
W1/060	6000	3000	16	4530	1440	600	1360	1310	50	500	160	320
W1/080	8000	4000	22	3200	2020	600	2005	1955	50	500	160	585
W1/100	10000	5000	27	3915	2020	600	2005	1955	50	500	160	680
W1/120	12000	6000	33	4640	2020	600	2005	1955	50	500	160	770
W1/150	15000	7500	41	5435	2075	600	1940	1890	50	500	160	965
W1/190	19000	9500	52	6865	2075	600	1940	1890	50	500	160	1200

# Klargester Compact Pumping Stations

Our proven range of compact pump stations can be used for effluent or sewage and are easy to install.

Quick to install and easy to maintain, Klargester pump stations are the ideal solution for outbuildings and extensions, cellars, pool houses and external WCs. They can be used for effluent or sewage, depending on the pump, distance and height.



## Product Benefits

- Non-return valves and outlet pipe compression coupling as standard.
- 3 pump options; effluent low head, effluent high head and sewage vortex.
- Service and maintenance plans available to prolong the life of the pump systems.
- Complete pre-fabricated solution ready for installation.
- Fully automatic.

## Technical Specifications

Chamber Size (mm)	Capacity (Ltrs)	Tank Material	Control Panel	Alarm	Pump Type
610 x 700	200	GRP	N/A	Optional	Single
560 x 1,650	400	GRP	N/A	Optional	Single

# Selecting the Correct Pumping Station System

All Klargester pumping stations are suitable for pumping waste water effluent and sewage in accordance with BS 756-2.

They are also designed in line with Building Regulations for Foul Drainage. Your system size will depend on the type of waste you need to manage, your distance from the sewer and the difference in levels.

For expert advice, to help you select the correct system, please contact our specialist team on **01296 633033**

## The key factors to size your system are as follows:

- Application: domestic, residential or commercial.
- Material application: sewage, effluent or surface water.
- Inlet depth (below ground level).
- Pumping distance and lift.
- Electrical supply.



# Klargester Domestic and Domestic+ Pumping Stations



Our domestic pumping stations are ideal for homes or properties with up to 10 people.

Quick and simple to install, they require minimal maintenance. They come with single or twin pumps, and are suitable for sewage, surface water and effluent. Appropriate for 24 Hour storage requirements.

## Product Benefits

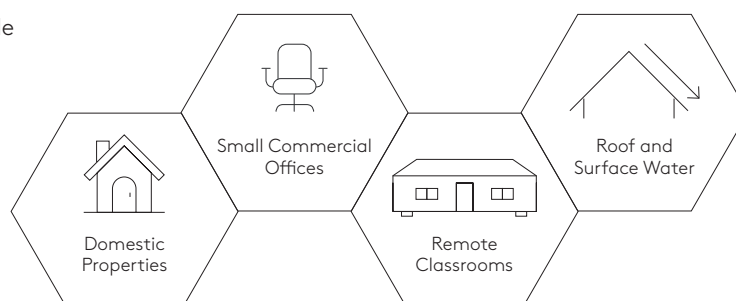
- Made with super-tough, low maintenance GRP for guaranteed durability.
- Comes with options of remote monitoring systems.
- Designed with easy access features for maintenance.
- Choose from either 110mm or 160mm inlet connections.
- Lockable covers for optimum security.
- Quick connection outlet couplings.

## Technical Specifications - Domestic

Chamber Size	Capacity (Ltrs)	Tank Material	Control Panel	Alarm	Pump Type
900 x 1580	900	GRP	Included	Optional	Single/Twin
900 x 2160	1,250	GRP	Included	Optional	Single/Twin
900 x 2670	1600	GRP	Included	Optional	Single/Twin

## Applications

Suitable for a wide range of applications, the Compact and Domestic range of Klargester Pumping Stations are suitable for the following types of applications and many more:



# Klargester Vertical Pumping Stations



Our Pumpstor Commercial pumping systems are ideal for developments and premises where drainage by gravity isn't an option.

Tanks and pumps come in a range of sizes and dimensions and have a 24-hour storage capacity for foul waste to comply with Building Regulations. A wide range of surface water pumps are available for such applications from small roof run offs, to large SUDS schemes, delivering up to 70 litres/second.

Pumpstor Commercial pumping stations are made from robust GRP. They are designed as a single-piece chamber, ready for installation with no man-entry required.

## Product Benefits

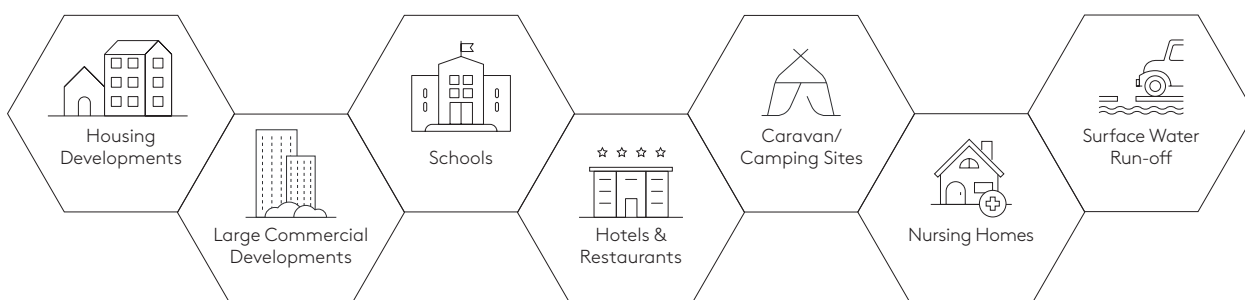
- High-level alarm.
- Internal lifting chains and guide rails (as specified).
- Wide range of pump options including macerators/vortex.
- Range of emergency overflow tanks, if required.
- Inlet connection sizes to suit site.
- Various invert depths and positions.
- GRP chambers with internal pipework in plastic, galvanised or cast iron.
- Optional kiosks with warning beacons and optional telemetry systems.
- Service and maintenance plans available to prolong the life of the pump systems.

## Technical Specifications

Vertical Tank Size (mm)	Capacity (Ltrs)	Tank Material	Control Panel	Alarm	Pump Type
1250 Diameter	Up to 4,800	GRP	Included	Standard	Single/Twin
1800 Diameter	Up to 10,000	GRP	Included	Standard	Single/Twin
2600 Diameter	Up to 22,000	GRP	Included	Standard	Single/Twin

## Applications

Designed for easy installation and available in many sizes to meet an extensive range of customer requirements, the Klargester range of Horizontal and Vertical Pumping Stations are typically used in applications including:







# Klargester Horizontal Pumping Stations



If power supplies fail, Pumpstor Commercial responds instantly, separating liquids and solids into a separate chamber and storing waste for up to 24 hours. Once power is restored, the pumps will work normally again without further maintenance.

## Product Benefits

- Single-tank installation up to 79m<sup>3</sup> (multiple tank systems available).
- Multiple valve chamber location and invert options.
- Weir screen features innovative removable filters, so there's no need to access the chamber during maintenance.
- High-level alarm.
- Totally sealed system.
- One-piece tank chamber for easy installation.
- Minimal on-site assembly.
- Less crange and shallower excavation than concrete pumping stations.
- On-site Health & Safety issues are minimised – no requirement for personnel to enter the tank.

**Commercial Pump Systems** are made from GRP. It is designed as a single piece chamber with two separate sections, one for normal operation and one for emergency storage.

## Technical Specifications

Tank Size (mm)	Capacity (Ltrs)	Tank Material	Control Panel	Alarm	Pump Type
2,600 Diameter	18000-79000	GRP	Included	Standard	Single/Twin

# Klargester Adoptable and High Specification Pump Systems


The adoptable and high specification pump stations are designed to meet the requirements of 'Sewers for Adoption 7th Edition' and the 'Water Industry Standard' (WIS).

For expert advice, please contact our specialist team on **01296 633033**

Manufactured as a ready to install pre-fabricated unit for Type 1 and Type 2 installations for up to 20 dwellings.

## Product Benefits

- GRP single piece wet well delivered to site ready to install.
- Pre-fitted internal pipework, pump guide rails and overflow filters.
- Approved control panel and kiosk.
- All necessary drawings supplied.



# Klargester Gamma

## Fully Integrated Rainwater Harvesting System

The Klargester Gamma rainwater harvesting system is designed as an intelligent rainwater harvesting system, tailor made for your home.

With a technologically advanced finish, Gamma is suitable for both self build projects and residential developments.

It works by taking the rain from your roof gutters, filtering out leaves and debris and storing the water in an underground tank.

Manufactured from tough polyethylene, the tank is robust and lightweight, which makes it easy to handle and install. Its fuss free design offers high functionality, making it the perfect choice for your home or garden.

Automatic in operation, the Gamma rainwater harvesting system offers powerful features for complete peace of mind in your home. The intelligent system ensures an automatic supply of harvested rainwater for your home and garden.

For home and garden use, the Gamma is available in capacities between 2,350-4,600 litres.

### Typical Applications Include:



WC Flushing



Garden and Landscape Watering



Domestic Laundry



Vehicle Washing



Model Reference	Tank Dimensions					
	Capacity	Standard Overall Height	Standard Inlet Invert*	Standard Outlet Invert*	Length	Width
<b>Gravity System</b>						
GRW080	2,350 Ltrs	1,770mm	720mm	750mm	3,000mm	1,180mm
GRW110	3,100 Ltrs	2,260mm	720mm	750mm	2,480mm	1,130mm
GRW160	4,600 Ltrs	2,260mm	720mm	750mm	3,360mm	1,215mm
<b>Direct System</b>						
GRW080	2,350 Ltrs	1,768mm	720mm	750mm	3,000mm	1,180mm
GRW110	3,100 Ltrs	2,260mm	720mm	750mm	2,480mm	1,130mm
GRW160	4,600 Ltrs	2,260mm	720mm	750mm	3,360mm	1,215mm

\* Includes tank neck - adjustable to suit required invert.

### 01 The Gravity System



The Gravity System uses an elevated header tank to store filtered water after the main tank.


### 02 The Direct System



The Direct System pumps water from the main storage tank and is used where a header tank is impractical.



Home and Garden



- 1 Water main
- 2 Storage tank
- 3 Header tank (optional extra)
- 4 Pressure Vessel (not supplied)
- 5 In-line filter 120 microns
- 6 Internal rainwater filter
- 7 Grundfos Intelligent Pump—SBA 3-23M
- 8 Adjustable tank neck
- 9 External tap (not supplied)
- 10 Roof rainwater feed
- 11 Filtered rainwater feed

Reduces Water Consumption




Regulations Compliant



Offers Fast Payback



Advisory Consultants



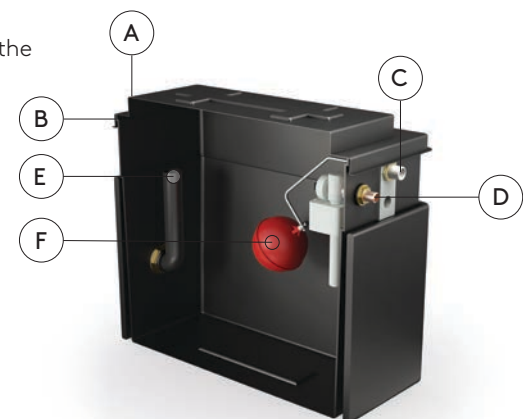
### Features and Benefits

- Can reduce water consumption in domestic applications by up to 50%.
- Easy to install and simple to maintain.
- 'Fit and Forget' system, ensuring an automatic supply of harvested rainwater.
- Shallow Dig—the Gamma is designed with easy, affordable installation in mind.
- Pea shingle backfill available—no costly excavation and soil disposal necessary (dependent upon site conditions).
- Fully compliant—Gamma is tested in accordance with BS 8515:2009 standards.

### Optional Extra - Header Tank

When ordering your system, to make the Gravity System complete you will require a header tank. Klargester offers a header tank with weir, ballcock and float valve which allows the switch over to mains, the weir provides the mandatory air gap.

- A Mains Input
- B Rainwater Input
- C Water Regulations Compliant Mandatory Air Gap
- D Overflow Point
- E Rainwater Level Control
- F Mains Level Control



# Klargester Aquabank<sup>®</sup> Rainwater Harvesting Range

## Overview

The Klargester Aquabank rainwater harvesting system is designed with simplicity in mind.

## Applications:



Vehicle Washing



Garden Watering



WC Flushing



Domestic Laundry

Aquabank is suitable for single residential applications. It uses cohesive design with the system controlled by a pump, with options for either direct or gravity fed applications. It's a highly intuitive system – easy to use with no need for a control panel, display panel or depth sensor.

Manufactured from strong GRP material, Aquabank is a complete 'kit in a box' – easy to install and the smart choice for your home's rainwater harvesting needs. For home and garden use, the Aquabank is available in capacities between 1,000 and 6,000 litres.

## Features and Benefits

- Easy to install.
- Simplified system designed for rapid installation.
- Quick start set up procedure.
- 'Kit in a box' set of key components.
- Easy conversion to gravity system with header tank.
- Minimal energy use in operation.
- Fully compliant - designed in accordance with BS EN8515.

## Benefits of Installing Klargester Domestic Rainwater Systems

**SAVE UP TO 50%** On water consumption in domestic applications with Klargester Rainwater Harvesting solutions



The system that pays for itself – money saved through reduced water bills means aquabank can pay back its purchase costs



Assists Planning Application – Authorities increasingly expect applications to demonstrate Sustainable Drainage (SUDS)

## How it works

01



Rainwater is stored in underground tank

02



Rainwater is pumped at a constant pressure to an elevated header tank

03



Water is pumped to a garden sprinkler or hose as required

Model	Capacity (Ltrs)	Standard Overall Height	Standard Inlet Invert	Standard Outlet Invert	Diameter / Width	Length
<b>Gravity &amp; Direct System</b>						
AQB010	1,000	2,140mm	500-800mm	530-830mm	1,225mm	1,125mm
AQB028	2,800	2,582mm	500-1000mm	530-1030mm	2,070mm	–
AQB038	3,800	2,811mm	500-1000mm	530-1030mm	2,070mm	–
AQB046	4,600	2,961mm	500-1000mm	530-1030mm	2,070mm	–
AQB060	6,000	2,365mm	500-800mm	530-830mm	1,424mm	4,275mm

# Klargester RainTrap<sup>®</sup>

## Rainwater Storage and Delivery System

Easy to Install



### Overview

An economical rainwater harvesting system designed to make garden watering simple. The Klargester RainTrap system comprises of a filter, an underground storage tank and a pump. Rainwater runs down the roof and into the guttering and downpipes in the normal way before passing through the filter, which removes any leaves or debris. Rainwater is stored in the underground tank from which it is pumped at a constant pressure to an outside tap as required.

The RainTrap has many advantages over traditional garden waterbutts. In addition to being able to store far larger quantities of water, it removes the need to carry water around and does not flood when full, since the excess water exits via a soakaway or surface water drain.

### Features and Benefits

- Easy to install.
- Inexpensive.
- Simple on/off operation.
- Suitable for existing and new homes.
- Available in sizes from 1,000 – 6,000 litres.
- Automatic rainwater diversion when tank reaches full capacity.
- Internal leaf filter.
- Designed and manufactured in the UK.



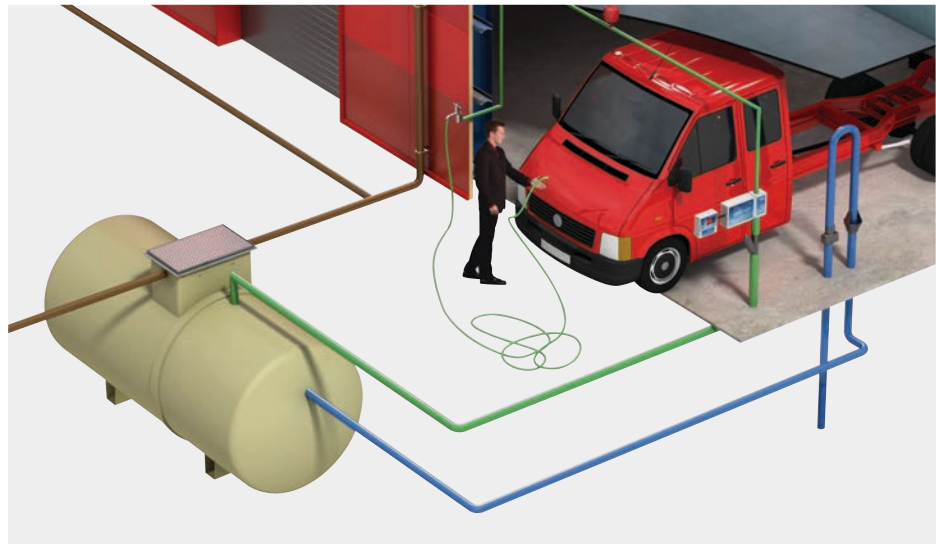
1. Pump power switch
2. Pumped water to required application, e.g. garden hose, power washer
3. Rainwater inlet (110mm)
4. Submersible pump
5. Wastewater/overflow outlet (110mm)
6. Leaf filter
7. Safety manhole lid

### Technical Specifications – RainTrap

Model Reference	Capacity (Ltrs)	Diameter (mm)	Height Base to Outlet (mm)
RT2800	2,800	2,070	1,540
RT3800	3,800	2,070	1,760
RT4600	4,600	2,080	1,925

# Klargester Commercial Below Ground Rainwater Harvesting System

The Klargester commercial range is a fully integrated, intelligent rainwater harvesting solution suitable for such applications as commercial vehicle washdown areas, garden centres and golf courses.



The commercial range provides a secure solution for any size of building project from 6,000 litres up to 79,000 litres of water in a single tank. For larger capacities, multiple tanks may be connected together to meet storage requirements.

It is available as either a gravity or direct system, depending on specific site requirements.

Large installations are carefully sized and selected, taking into consideration the following factors:

- Roof water yield.
- Projected water consumption.
- Groundwork criteria (prevailing water table, soil conditions, requirements or traffic access).
- Suitable filters and pumps to match system specifications, ensuring the water is kept at an optimum level of clarity and supply pressure).

## Features

- Capacities from 6,000 to 79,000 litres within a single tank.
- Multiple tanks can be joined to cater for larger volumes.
- Can be installed under trafficked areas (with reinforced concrete support).
- Complete packaged units delivered directly to site.

## Technical Specifications

Single Pump Model Reference	Twin Pump Model Reference	Capacity (Ltrs)	Diameter(m)
ENV0200SKSW	ENV0200TKSW	6000	1.4
ENV0275SKSW	ENV0275TKSW	8000	1.8
ENV0350SKSW	ENV0350TKSW	10000	1.8
ENV0485SKSW	ENV0485TKSW	14000	1.8
ENV0625SKSW	ENV0625TKSW	18000	2.6
ENV0765SKSW	ENV0765TKSW	22000	2.6
ENV0900SKSW	ENV0900TKSW	26000	2.6
ENV1040SKSW	ENV1040TKSW	30000	2.6
ENV1320SKSW	ENV1320TKSW	38000	2.6
ENV1460SKSW	ENV1460TKSW	42000	2.6
ENV1735SKSW	ENV1735TKSW	50000	2.6
ENV2050SKSW	ENV2050TKSW	59000	2.6
ENV2325SKSW	ENV2325TKSW	67000	2.6
ENV2745SKSW	ENV2745TKSW	79000	2.6

# After Sales Service and Support

We recognise the importance of after sales service and support and are proud of our nationwide Kingspan Service network, which comprises our Kingspan in-house Service team and Accredited Installer network in support of the Klargester Product Range.

Together we are working to provide first class service across a range of sectors, including domestic, commercial, industrial, leisure, hospitality and many more.

With expertise across the Klargester range of waste water and drainage solutions, pumping stations, separators and rainwater harvesting, our dedicated support network offers the following offers the after sales service and support you would expect from a global organisation.

- First class technical engineering expertise across a range of off-mains sewage and wastewater applications.
- Day to day technical support.
- 24 hour breakdown repair.
- Preventative maintenance plans.
- Installation and commissioning.
- Asset monitoring.
- Consultancy and advice.

To speak with us about any aspect of installation, commissioning or service simply contact:

**GB:**

Tel: **0333 240 6868**

Email: [helpingyou@kingspan.com](mailto:helpingyou@kingspan.com)

[kingspan.co.uk/klargester](http://kingspan.co.uk/klargester)



## UK

### Kingspan Klargester

College Road North,  
Aston Clinton, Aylesbury,  
Buckinghamshire, HP22 5EW  
T: +44 (0) 1296 633000  
F: +44 (0) 1296 633001  
E: [water@kingspan.com](mailto:water@kingspan.com)  
W: [kingspan.co.uk/water](http://kingspan.co.uk/water)

## Ireland

### Kingspan Klargester

Unit 1a, Derryboy Road  
Carnbane Business Park  
Newry, BT35 6QH  
T: +44 (0) 28 3026 6799  
E: [water-ie@kingspan.com](mailto:water-ie@kingspan.com)  
W: [kingspan.ie/water](http://kingspan.ie/water)