



THINKING PRECAST?
THINK FP MCCANN



PRECAST RAIL SOLUTIONS

v2.1



CABLE
PROTECTION
TROUGHS



PLATFORM
COPINGS



PLATFORM
EXTENSIONS



MODULAR
PLATFORM
SOLUTIONS





FP McCann is the UK's market leader in the manufacture, supply and delivery of precast concrete solutions. Our comprehensive precast concrete business extends to include:

**AGRICULTURE | ARCHITECTURAL PRECAST | BOX CULVERTS | BUILDING PRODUCTS
DOCK LEVELLER PITS | DRAINAGE | FENCING | FILTER BED SYSTEMS | FLOORING
POWER & INFRASTRUCTURE | RAIL | SPECIALIST PRECAST | STRUCTURAL PRECAST
TANKS & CHAMBERS | TUNNELS & SHAFTS | WALLING**

Modern manufacturing plants at Alnwick (Northumberland), Armagh (Northern Ireland), Byley (Cheshire), Cadeby (Warwickshire), Ellistown (Leicestershire), Grantham (Lincolnshire), Lisnaskea (Northern Ireland), Littleport (Cambridgeshire), Lydney (Gloucestershire), Kilrea (Northern Ireland), Magherafelt (Northern Ireland), Uddingston (Lanarkshire) and Weston Underwood (Derbyshire) incorporate the latest computerised batching, distribution, casting, curing and handling systems and are operated by skilled and experienced workforces to ensure consistency of quality. Their geographical spread gives us an unrivalled ability to serve the construction industry throughout the UK and Ireland.

By applying the DFMA principles, FP McCann's design engineers are able to evaluate individual precast concrete products part by part, in addition to documenting the assembly process step by step. This allows them to generate the cost, part count and assembly time to provide a benchmark to measure its success and identify the parts and process improvement opportunities. In turn, this has allowed FP McCann to design and manufacture more cost-effective and efficient high-quality precast concrete products with less wastage and greater on-site recycling. As a result, increased productivity, combined with a reduction in production time and costs, allows FP McCann to be more competitive within the marketplace.

Please note: all information is correct at time of going to print.

Manufactured to Network Rail specification, FP McCann is a nominated approved supplier of precast concrete cable troughs and concrete platform copings to the rail sector.

The FP McCann series of troughs and lids are Network Rail approved; Certificate Number: PA 05/01429

FP McCann manufactures a standard range of precast concrete railway platform components to Network Rail Specification NR/L3/CIV 030; these include modular platform systems, platform copings, platform edge warning paving (tactiles) and oversail blocks. Nosing slabs to London Underground specification are also available.

All products are manufactured under a quality assurance system assessed against BS EN 9001 by BSI.

FP McCann is a Supply Line and RISQS approved company; Achilles Supplier number 061598.

For all your product enquiries, please contact our sales team at the Littleport office on 01353 861416.

Platform Coping Units	4
Offset Tactile Paving	9
Oversail Blocks	9
Platform Extensions & New Platforms	10
Reinforced Precast Concrete Retaining Front Walls	11
Prestressed Hollowcore Planks & Reinforced Beam	12
Prestressed Hollowcore Planks & Reinforced Crosswalls	13
Modular Precast Platform Solutions	14
Semi-Modular Reinforced Crosswall & Platform Slabs	15
Semi-Modular Reinforced Front Wall & Platform Slabs	16
Modular Precast Platforms	17
Cable Protection Troughs	20
Lightweight Cable Protection Troughs	22



PLATFORM COPING UNITS

FP McCann Dual Copings used at Walsall Railway Station.


FP McCann is an approved manufacturer and supplier of platform copings to Network Rail and London Underground specifications. Copings are manufactured in full accordance with the requirements of NR/L3/CIV/030 and are accredited as conforming to the pendulum test slip resistance requirements of BS EN 13036-4.

Network Rail copings are available in two industry approved sizes 930x760x100 and 1219x914x100. Network Rail dual copings are available in two industry approved sizes 930x1160x100 and 930x1260x100. Requests for non-standard product sizes and colours can be accommodated. London Underground nosing slabs are available from stock.

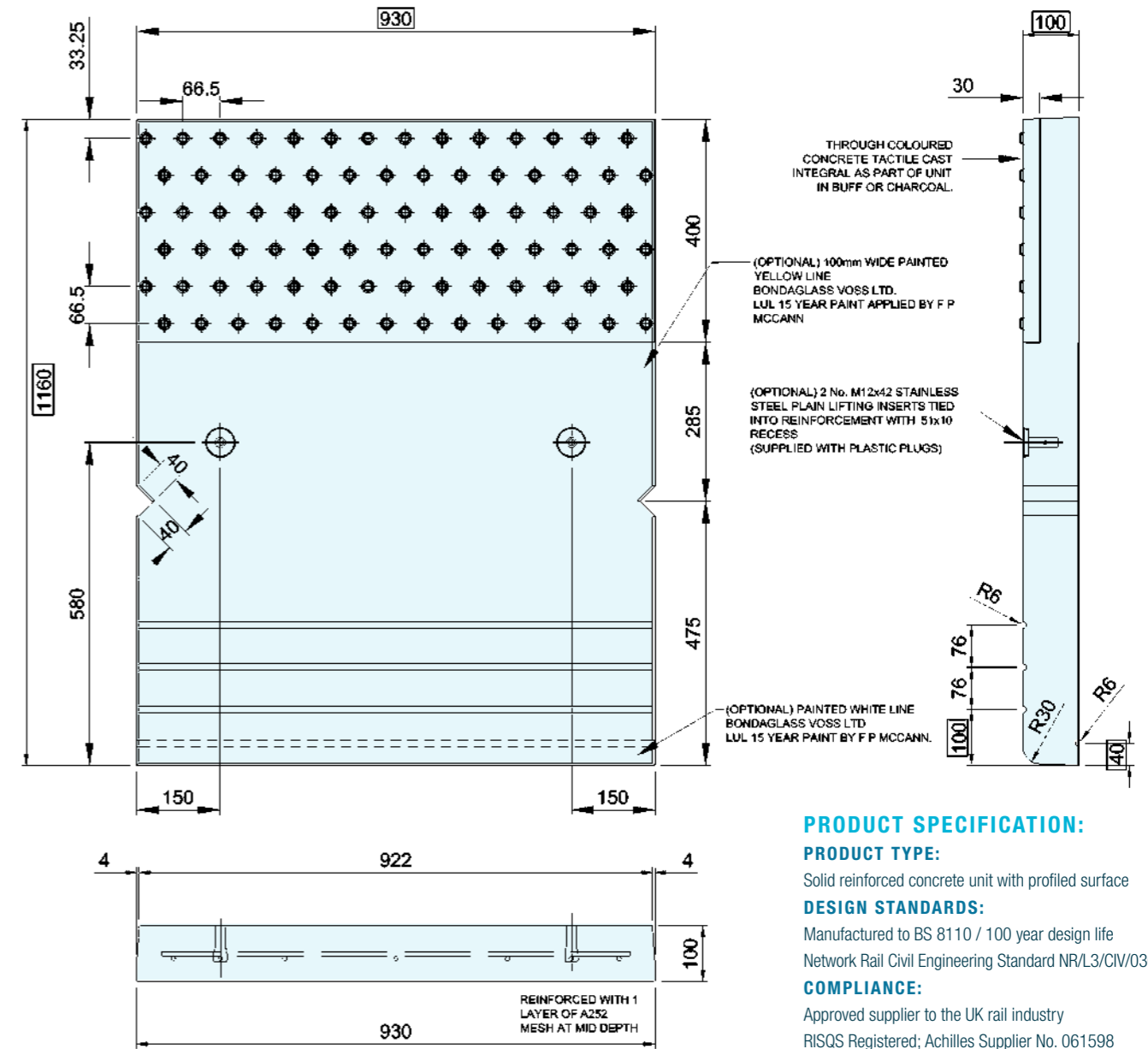
PRODUCT BENEFITS

- Manufactured to NWR specification
- Meets NR/L3/CIV/030 requirements
- A one piece unit consisting of a standard coper unit combined with contrasting colour tactile section
- Available with optional pre-painted white and/or yellow lines factory applied for visual warning, saving time and labour on site, with obvious benefits in health and safety
- Available with optional cast-in lifting inserts to aid installation
- Available with grit blasted or acid etched finish as standard
- One piece unit not only saves time during installation, but avoids the problems associated with joining coping and tactile units, such as trip hazards, de-bonding during temperature fluctuations and freeze/thaw exposure
- Reduced whole life costs due to the reduced maintenance and serviceability required with one piece units

DUAL PLATFORM COPING UNIT



DUAL PLATFORM COPING



PRODUCT SPECIFICATION:

PRODUCT TYPE: Solid reinforced concrete unit with profiled surface

DESIGN STANDARDS: Manufactured to BS 8110 / 100 year design life Network Rail Civil Engineering Standard NR/L3/CIV/030

COMPLIANCE: Approved supplier to the UK rail industry RISQS Registered; Achilles Supplier No. 061598

PHYSICAL PROPERTIES

DIMENSIONS: 930 x 1160 x 100mm

TOLERANCES: Length +/- 6mm, Width +/- 6mm, Thickness +/- 6mm

SLIP/SKID: Mean Unpolished Skid Resistance Value (USRV) >55

FINISH: Shortblasted or Acid Etched or Exposed (NR) & Acid Etched (LUL)

REINFORCEMENT: Steel Reinforcement to BS4449

CONCRETE STRENGTH: Characteristic 28 day cube strength = 55N/mm²

DENSITY: Typically 2500kg/m³

CONCRETE DESIGN CHEMICAL CLASS: DC4 to BS8500

COLOUR: Grey

APPROX UNIT WEIGHT: 273kg


SUPPLY

UNITS PER PALLET: 5 number

AV. PACK WEIGHT: 1365kg



STANDARD PLATFORM COPING



*WHITE LINE OPTIONAL

PRODUCT SPECIFICATION:

PRODUCT TYPE:
Solid reinforced concrete unit with profiled surface

DESIGN STANDARDS:
Manufactured to BS 8110 100 year design life
Network Rail Civil Engineering Standard NRL3/CIV/030

COMPLIANCE:
Approved supplier to the UK rail industry
RISQS Registered; Achilles Supplier No. 061598

PHYSICAL PROPERTIES

DIMENSIONS: TYPE A 930 x 760 x 100mm
TYPE B 1219 x 914 x 100mm **TOLERANCES:**
Length +/- 6mm, Width +/- 6mm, Thickness +/- 6mm

SLIP/SKID: Mean Unpolished Skid Resistance Value (USRV) >55

FINISH: Acid Etched or Exposed (NR) & Acid Etched (LUL)

REINFORCEMENT: Steel Reinforcement to BS4449

CONCRETE STRENGTH: Characteristic 28 day cube strength = 50N/mm²

DENSITY: Typically 2500kg/m³

CONCRETE DESIGN CHEMICAL CLASS:
DC2 to BS8500

COLOUR: Grey

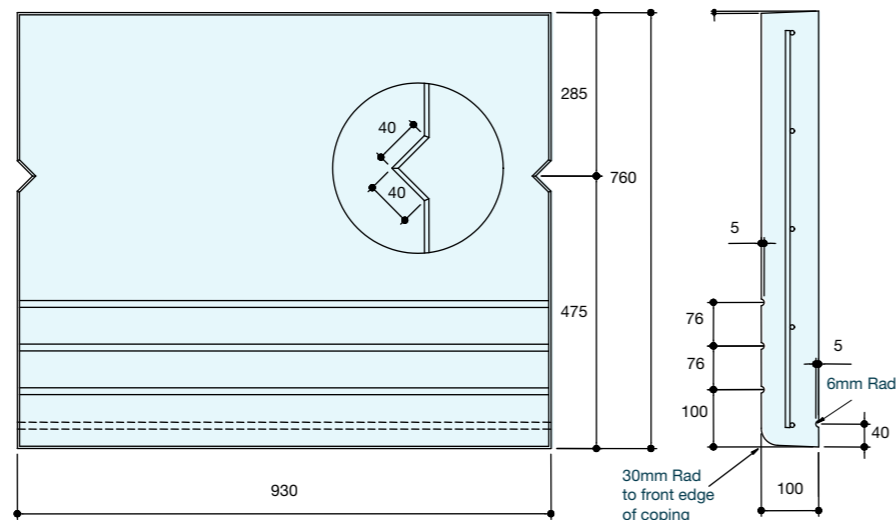
APPROX UNIT WEIGHT:
TYPE A 179kg **TYPE B** 286kg

SUPPLY

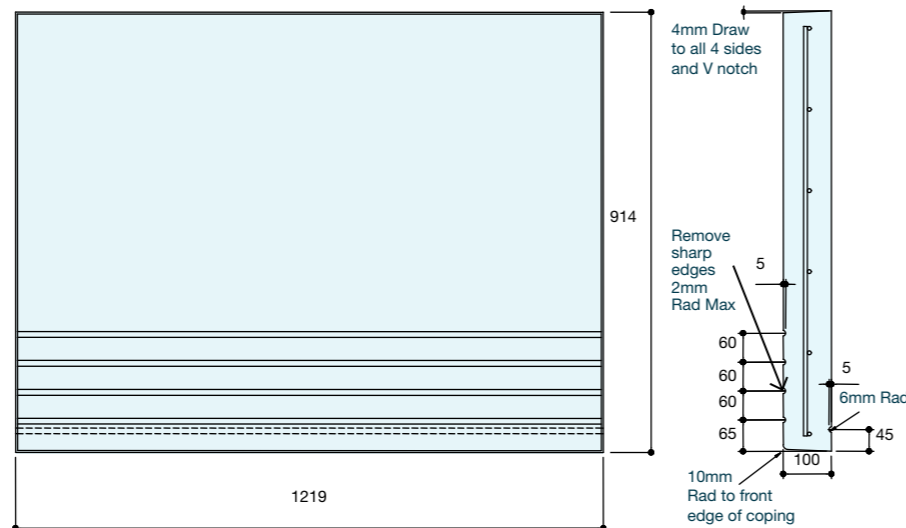
UNITS PER PALLET:
TYPE A 6 number **TYPE B** 5 number

AV. PACK WEIGHT:
TYPE A 1075kg **TYPE B** 1430kg

TYPE A - 930 X 760 X 100MM



TYPE B - 1219 X 914 X 100MM



LONDON UNDERGROUND COPING



**ACID ETCHED FINISH ONLY

PLATFORM COPING UNIT TYPE PC10 - 600 X 610 X 65MM

PRODUCT SPECIFICATION:

PRODUCT TYPE:
Solid reinforced concrete unit with profiled surface

DESIGN STANDARDS:
Manufactured to BS 8110
100 year design Life

COMPLIANCE:
Approved supplier to the UK rail industry
RISQS Registered; Achilles Supplier No. 061598

PHYSICAL PROPERTIES:

DIMENSIONS:
600 x 610 x 65mm

TOLERANCES:
Length +/- 6mm, Width +/- 6mm, Thickness +/- 6mm

SLIP/SKID:
Mean Unpolished Skid Resistance Value (USRV) >55

FINISH:
Acid Etched or Exposed (NR) & Acid Etched (LUL)

REINFORCEMENT:
Steel Reinforcement to BS4449

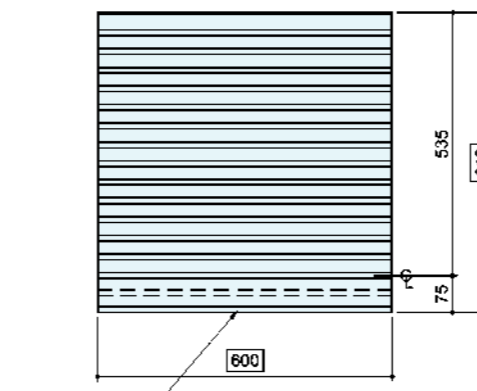
CONCRETE STRENGTH:
Characteristic 28 day cube strength = 50N/mm²

DENSITY: Typically 2500kg/m³

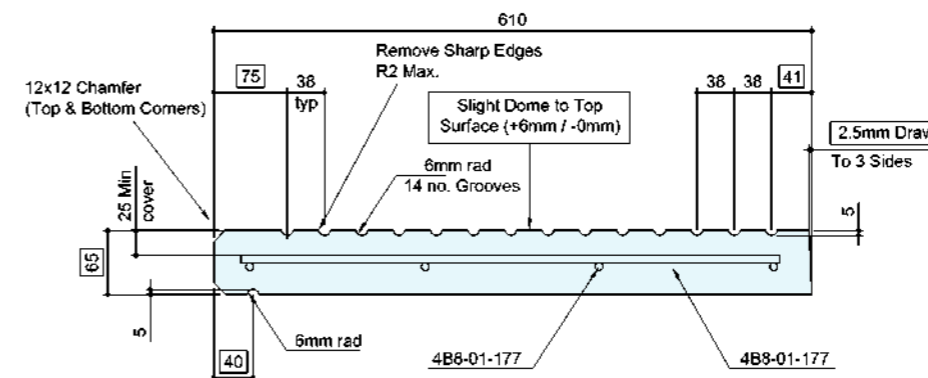
CONCRETE DESIGN CHEMICAL CLASS:
DC2 to BS8500

COLOUR: Grey
APPROX UNIT WEIGHT: 56kg

SUPPLY:
UNITS PER PALLET: 12 number



12x12 Chamfer to Front Edge of Coping.



All sizes in mm

PLATFORM COPING UNITS

PRODUCT SPECIFICATION:

PRODUCT TYPE:

Solid reinforced concrete unit with profiled surface

DESIGN STANDARDS:

Manufactured to BS 8110
100 year design life

COMPLIANCE:

Approved supplier to the UK rail industry
RISQS Registered
Achilles Supplier No. 061598

PHYSICAL PROPERTIES:

DIMENSIONS:

PC 20 - 910 x 685 x 90mm

PC 30 - 910 x 685 x 90mm

TOLERANCES:

Length +/- 6mm, Width +/- 6mm, Thickness +/- 6mm

SLIP/SKID:

Mean Unpolished Skid Resistance Value (USRV) >55

FINISH:

Acid Etched or Exposed (NR) & Acid Etched (LUL)

REINFORCEMENT:

Steel Reinforcement to BS4449

CONCRETE STRENGTH:

Characteristic 28 day cube strength = 50N/mm²

DENSITY:

Typically 2500kg/m³

CONCRETE DESIGN CHEMICAL CLASS:

DC2 to BS8500

COLOUR:

Grey

APPROX UNIT WEIGHT:

PC20 - 164kg

PC30 - 143kg

SUPPLY:

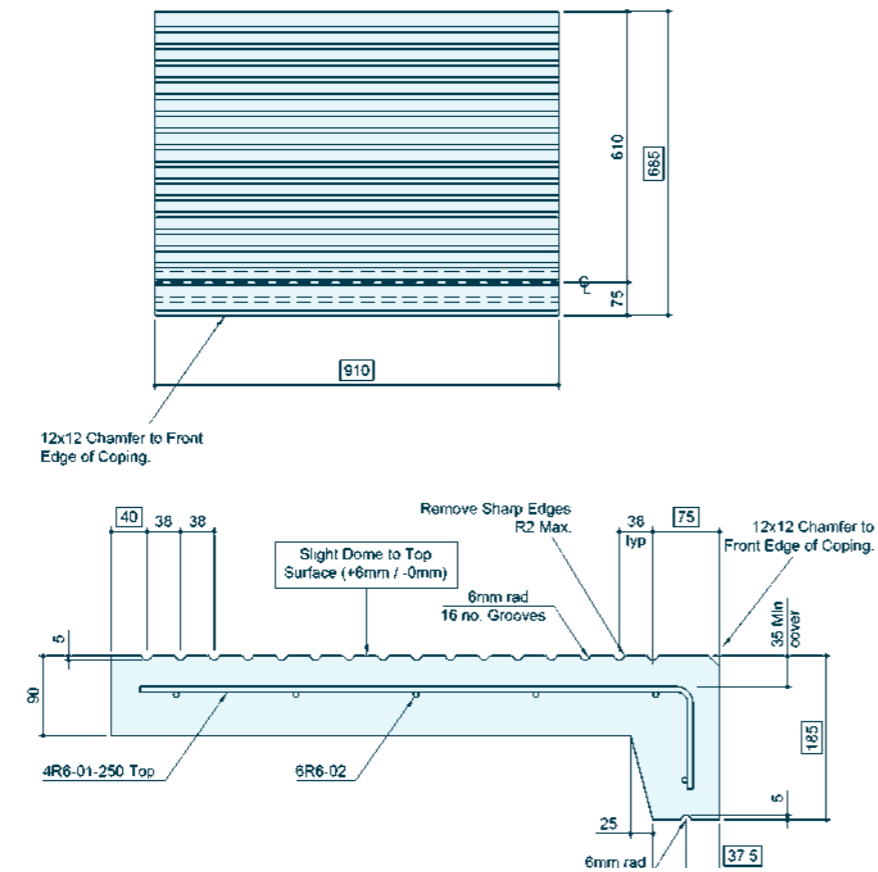
UNITS PER PALLET:

PC20 - 6 number

PC30 - 6 number

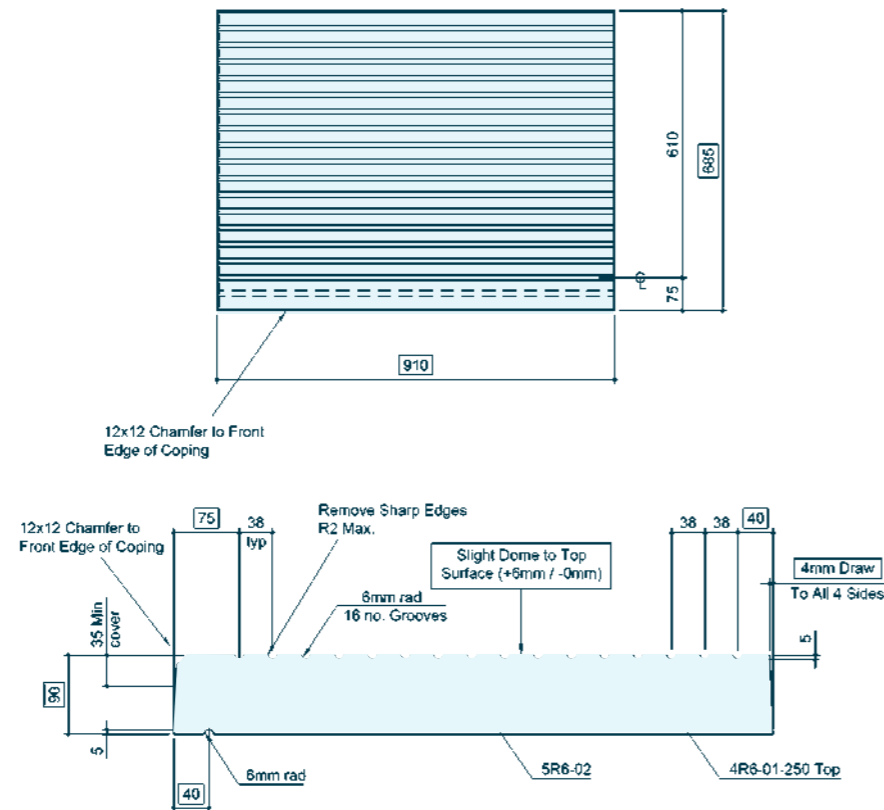
PLATFORM COPING UNIT

TYPE PC 20 - 910 X 685 X 90MM



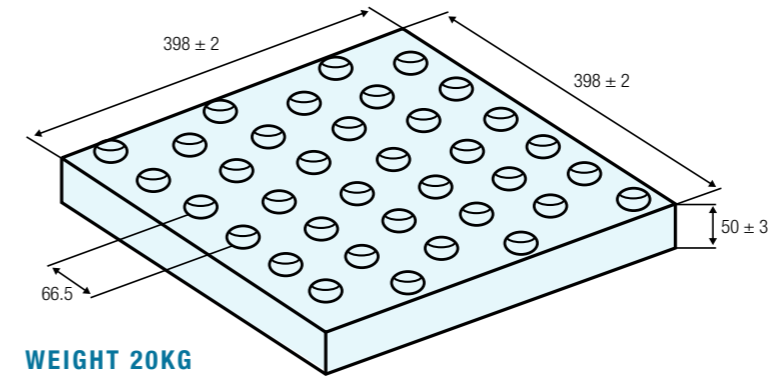
PLATFORM COPING UNIT

TYPE PC 30 - 910 X 685 X 90MM

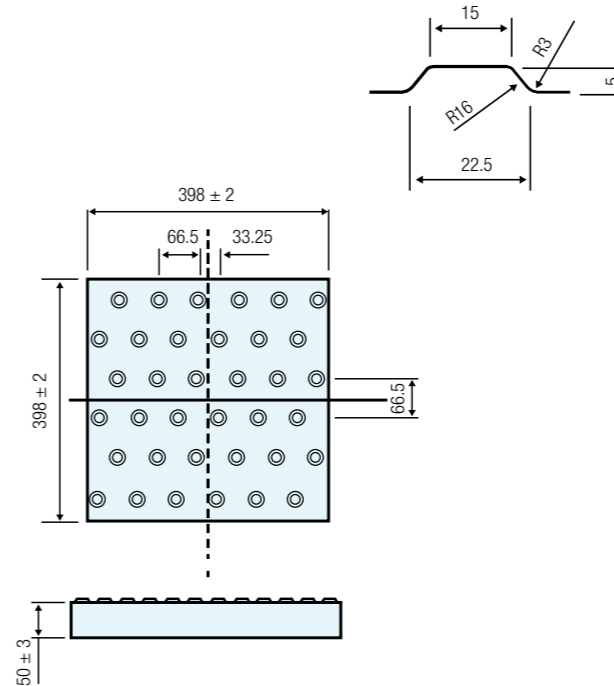


OFFSET TACTILE PAVING

ALL SIZES ARE IN MM



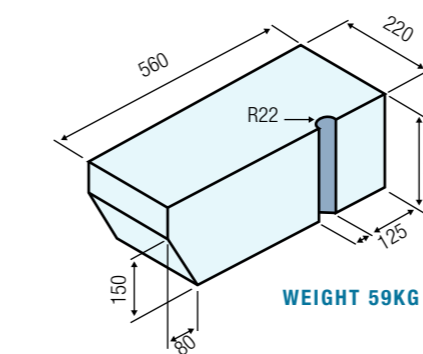
WEIGHT 20KG



To denote off Street/Rail application to the visually impaired, FP McCann supplies flat domed offset tactile paving units in accordance with BS EN 1339.

Approved for use in both surface and underground platforms, this product is available in buff, charcoal grey and standard grey colours.

OVERSAIL BLOCK



WEIGHT 59KG

Supplied to individual customer requirements, FP McCann manufactures a standard oversail block. The integral unit is formed to key in with the platform edge. The block has a location notch for coping pavement dowels. The oversail block is manufactured in accordance with BS EN 1339.



COMPLEMENTARY PRODUCTS

Other complementary products include locating insets (large and small), imperial measurement cable trough lids (11"x 36"), precast concrete posts and rail ballast boards. Through our fencing division, we can also supply security chain link posts, universal posts, bollards, gravel boards and screed rails.



BUFF



CHARCOAL GREY



STANDARD GREY

PLATFORM EXTENSIONS AND NEW PLATFORMS




REINFORCED PRECAST CONCRETE RETAINING FRONT WALLS



FP McCann provides a number of construction solutions for new build platforms and platform extensions. These range from the very traditional approach, through to the latest innovations in modular design. Every station can provide a different set of challenges and FP McCann has the right solution to answer these challenges.


PRECAST REINFORCED CONCRETE RETAINING WALL

The traditional platform construction can be replaced with a FP McCann precast platform retaining wall. This can be combined with FP McCann's oversail blocks to provide an offsite solution to the traditional construction method.



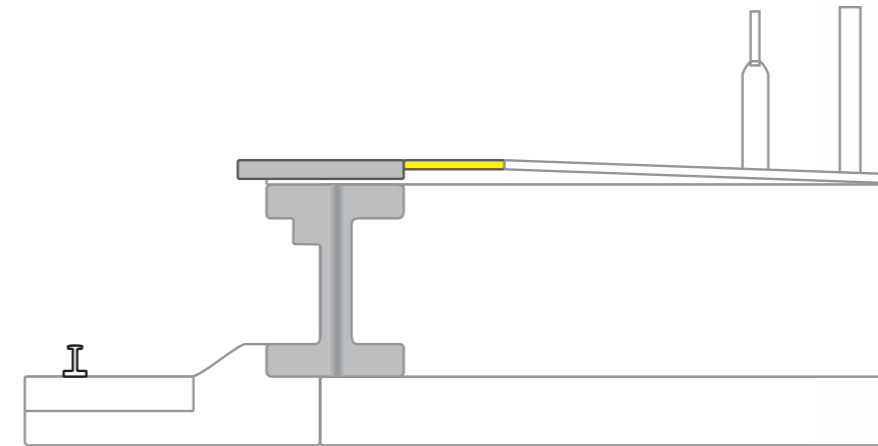
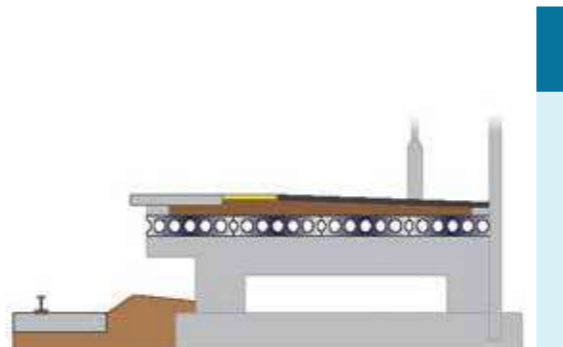
PRESTRESSED HOLLOWCORE PLANKS AND REINFORCED CONCRETE BEAMS

The use of hollowcore widespan flooring planks reduces labour and time onsite, while providing a cost-effective working platform.



PRESTRESSED HOLLOWCORE PLANKS AND REINFORCED CONCRETE CROSSWALLS

Removing the need for masonry work, a precast crosswall can be combined with hollowcore planks to provide a more efficient construction system that can be installed with greater speed.



RETAINING FRONT WALL BLOCK

RETAINING FRONT WALLS FEATURES

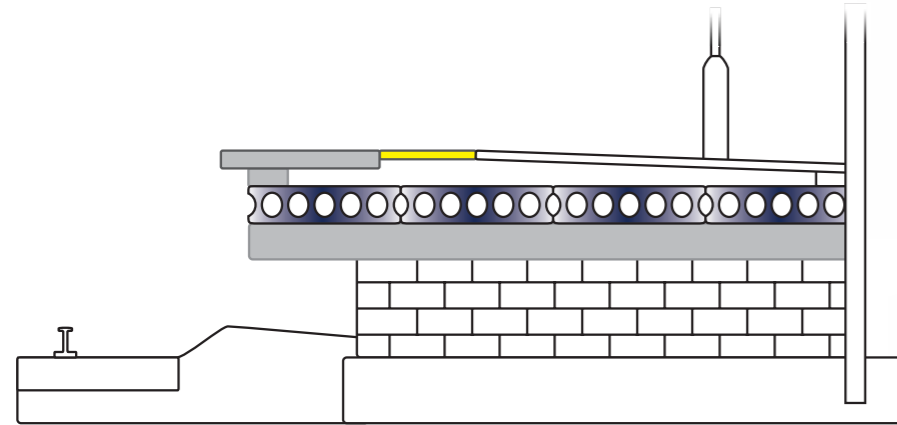
- Most commonly 1000mm high, but available in a range of sizes
- Can be combined with FP McCann oversail blocks to provide replacement for traditional masonry front wall

PLATFORM CONSTRUCTION ADVANTAGES

- Economical when building alongside track with no running rails
- Flexible construction where platform width varies along length or on curved platforms
- Effective at base of cutting where only one wall is required
- Platform level can be adjusted
- Presents a clean elevation, free from litter traps
- Lamp posts and station buildings can be readily accommodated. Can cater for platform loading, even if increased at a later date



PRESTRESSED CONCRETE HOLLOWCORE PLANKS AND REINFORCED CONCRETE BEAM



HOLLOWCORE PLANKS FEATURES

- Manufactured with a series of voids to reduce weight. Comes in standard widths of 1200mm or 600mm
- Depths vary depending on the span required
- Common depths include 150mm deep for spans up to 6000mm and 200mm deep used in spans up to 7500mm

CANTILEVER BEAMS FEATURES

- Allow overhang from masonry wall to ensure maximum amount of green zone working during construction
- Typically 440x210x3000mm, but varying lengths can be accommodated

PLATFORM CONSTRUCTION ADVANTAGES

- Can be generally constructed with lower track possession time
- Reasonably flexible in catering for different platform widths with constant section
- Allows choice of surfacing
- Heavy platform loading can be catered for in the design
- Services can be catered for with accessible ducts running through the cross walls

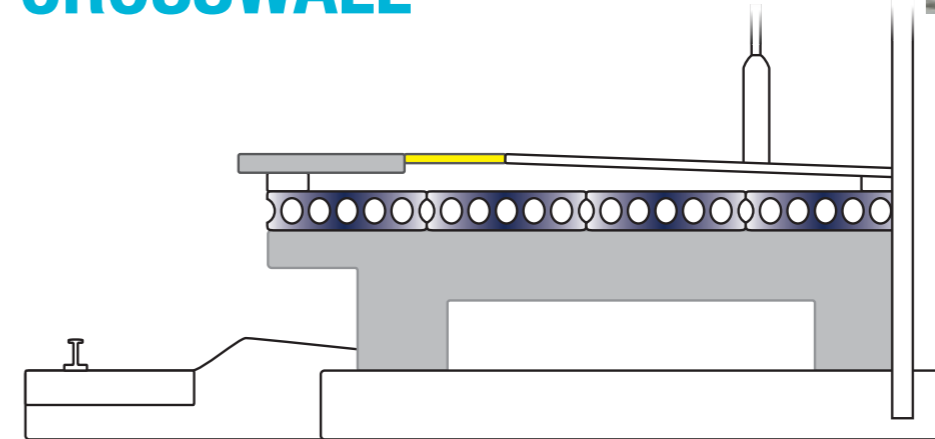


HOLLOWCORE
PLANKS



CANTILEVER BEAM

PRESTRESSED CONCRETE HOLLOWCORE PLANKS AND REINFORCED CONCRETE CROSSWALL



PLATFORM CONSTRUCTION ADVANTAGES

- Can be constructed with lower track possession time
- Reasonably flexible in catering for different platform widths with constant section
- Allows choice of surfacing
- Heavy platform loading can be provided for in the design
- Services can be accommodated with accessible ducts running through the crosswalls

CROSSWALLS FEATURES

- Reduces the need for wet trades onsite
- Replaces traditional masonry crosswall by combining the crosswall and cantilever beam in one precast unit
- Considerable time saving against traditional methods
- Typically 440x1000x3000mm, however various sizes can be accommodated
- FP McCann can provide form B design services, if required



CROSSWALL



MODULAR PRECAST PLATFORM SOLUTIONS



SEMI-MODULAR REINFORCED CONCRETE CROSSWALL AND PLATFORM SLABS



FP McCann has developed an adaptable modular precast platform system which has the flexibility to suit most platform construction projects.

With extensive experience in modular precast platforms, including high profile projects at Blackfriars and London Bridge, FP McCann has been able to demonstrate the benefits of utilising a precast modular system in place of more traditional construction methods.

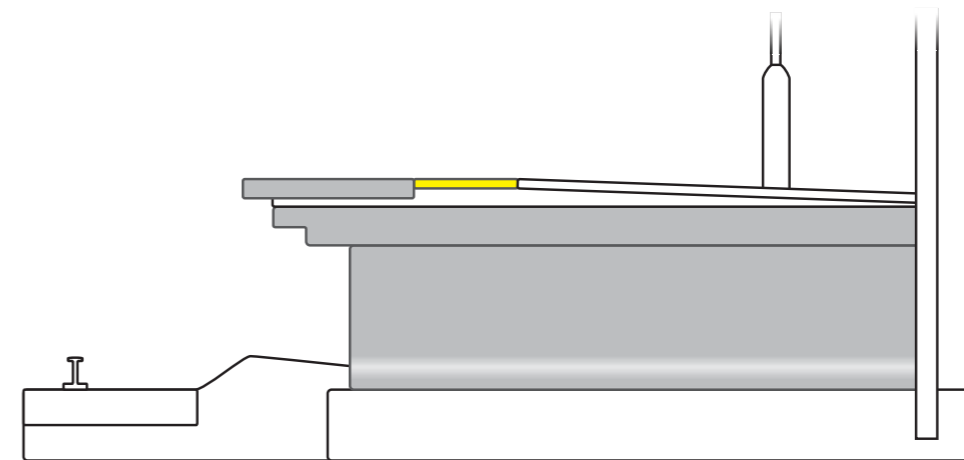
FP McCann's modular platforms have the versatility to be adopted on almost all platform schemes. A number of standard components can be used to provide solutions to scenarios such as large width platform, curved platforms, derailment loadings and island platforms.

DESIGN SERVICE

FP McCann offers a full design service and is able to develop solutions for any platform construction project.

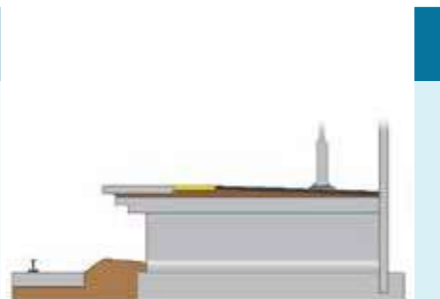
Due to the flexibility in manufacture, cast-in items to aid construction on-site can be accommodated. For example, cast-in channel to hang services, fixing sockets for lighting columns and platform signs.

FP McCann's platforms can be provided with a finished surface to meet the required slip resistance, and can be delivered with the platform copings and/or tactile paving factory fitted.



SEMI-MODULAR REINFORCED CONCRETE CROSSWALLS AND SLABS

Removes the need for hollowcore planks and provides a level surface without the need for a levelling screed. A semi-modular precast system further reduces the need for onsite wet trades and allows flexibility in its design. Precast slabs allow for greater coverage per unit, making them more economical.



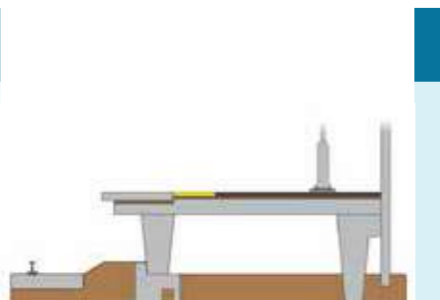
SEMI-MODULAR PRECAST REINFORCED CONCRETE FRONT/REAR WALLS AND SLABS

A semi-modular precast system with front wall construction allows ample access for services and crawl space. Apertures can be formed in the front to also allow access trackside.



MODULAR REINFORCED CONCRETE PLATFORM

FP McCann's fully modular precast reinforced concrete platforms are the latest innovation in platform construction in the UK. A one piece unit allows up to 50m of platform construction per night time possession, which can take up to three weeks in traditional build.



PLATFORM SLABS FEATURES

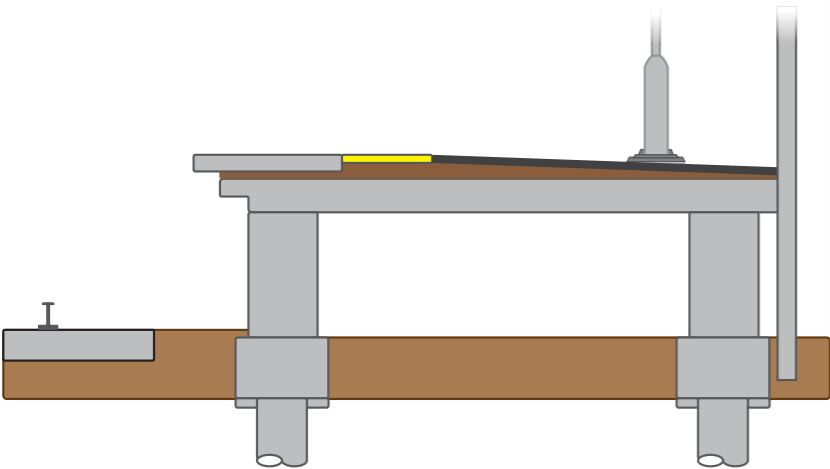
- For use on its own or with FP McCann's platform crosswalls to create a semi modular precast platform system
- Allows a greater square metre coverage per unit, reducing installation time and making them more economical
- Does not require levelling screed
- Greater flexibility in unit design



CROSSWALL & SLABS



SEMI-MODULAR REINFORCED CONCRETE FRONT WALL AND PLATFORM SLABS



FRONT/REAR WALL AND SLAB

PLATFORM SLABS

Allows greater square metre coverage than traditional construction methods.



PLATFORM SLAB



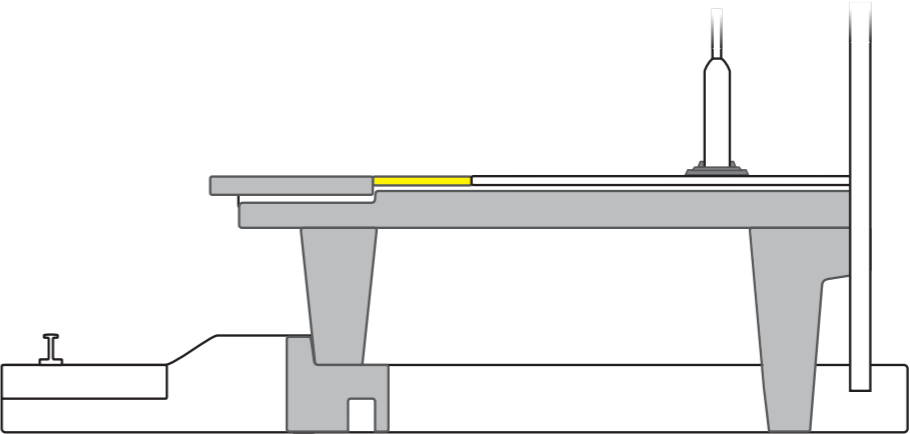
PLATFORM FRONT WALL

FEATURES

- Modular design reduces installation time and minimises wet trades
- Allows for flexibility in design and manufacture for individual unit variance
- Provides crawl space and service access for current and future requirements
- Provides facilities and access for complicated service provisions
- Allows damp proofing



MODULAR PRECAST PLATFORMS



With increased demand for new and extended railway platforms, FP McCann can provide a revolutionary modular precast platform solution whereby the majority of the construction works can be carried out offsite.



TABLE & KICKER UNIT

TABLE AND KICKER UNITS

Table units are best utilised where a platform has a consistent width, with little or no curvature. Table units are used alongside a kicker unit and are suitable for both non impact and impact scenarios. They can also be used back-to-back as an island platform, with the option of an infill slab between them to achieve larger width platforms.

FEATURES

- Fully modular precast unit
- Available in a large range of sizes and configurations
- Greatly reduces and in many cases eliminates wet trades





MODULAR PRECAST PLATFORM SYSTEMS INNOVATIONS IN RAILWAY CONSTRUCTION



CROSSWALL AND SLABS

CROSSWALL AND SLABS

Replacing the traditional crosswall construction with precast units, this method of construction is flexible to accommodate curved platform, and also large width platforms. Walls can be used end-to-end for island platforms and slabs can be provided for large spans of 6m and above.



FRONT/REAR WALL AND SLAB

FRONT/REAR WALL AND SLAB

Replacing a traditional front wall construction, this system is best suited to straight platforms with a large width. This system can also be used where impact loading is required and can accommodate platform widths of up to 6m and above.

FEATURES

- Modular design reduces installation time and minimises wet trades
- Allows for flexibility in design and manufacture for individual unit variance
- Provides crawl space and service access for current and future requirements
- Provides facilities and access for complicated service provisions
- Allows damp proofing
- Dramatically increases speed of construction, with foundations being constructed in green zone working and units being positioned quickly



FEATURES

- Significant reduction of installation time and track possessions, with minimal disruption to train services
- Offsite construction reduces project costs and potential health and safety risks
- Platform sections can be built and assembled offsite and, if required, can be inspected by the client prior to delivery

- Fully flexible design which can be modified to cater for a wide range of platform sizes or foundation heights. Designs can be customised to suit any shape and size of platform, including curved or sloping sections

- Integrated fixings, services and drainage reducing the time required to drill, fix and assemble once onsite

CURVED PLATFORMS

Platform sections can be cast with a small taper by using adjustable mould sides; these tapered sections enable curved platforms to be constructed up to a minimum radius of 300m. For tighter curved platforms, FP McCann can design and manufacture bespoke sections to suit any location.

FOUNDATIONS

FP McCann's modular precast platform solution has been designed to cater for a range of foundation types to suit most ground conditions. Typical foundations range from simple strip footings to driven piles. All designs are compatible with our universal base design, which is used to locate each platform section in place.

FINISHES

Platform sections are available with a trowelled finish to allow surfacing or paving, or can be provided with a slip resistant finish to meet network rail standards. FP McCann is also able to pre-fit commercial flag and block paving products to further reduce wet trades on site.

QUALITY ASSURANCE

FP McCann's precast modular solution is manufactured using a wet-cast process and is compliant to BS 8110 and European Standard Eurocode 2.

MANUFACTURING STANDARDS

All FP McCann products are manufactured in accordance with ISO 9001, with factory compliance to ISO 14001.

PLATFORM CONSTRUCTION

Single wet-cast concrete construction, additional pre-painted platform copings and tactile paving can be included as a secondary operation. These can be fixed in place prior to delivery at our factory or fixed onsite.

INSTALLATION

Entire platform sections, including copers, tactiles and cable trays can be lifted into place using a crane, mechanical offload or specialist lifting rail vehicle, if required.

COMPLEMENTARY PRODUCTS

Designed for use with FP McCann's platform copings, tactiles, drainage and hard landscaping products.

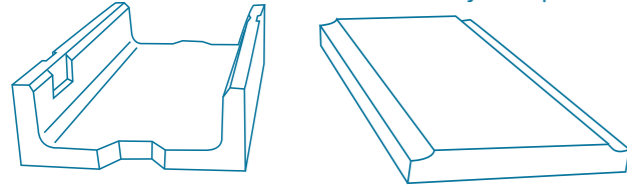
PLATFORM CONSTRUCTION ADVANTAGES

- Speed of construction is faster than traditional design
- Less possession time required
- Piled foundations suitable for poor ground conditions or embankments



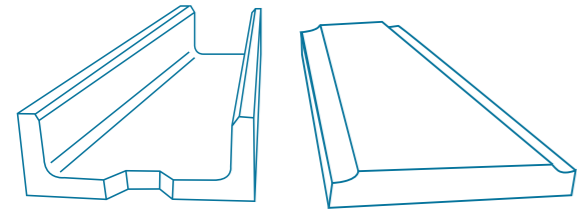
CABLE PROTECTION TROUGHS

FP McCann manufactures over 30 different types of 'C series' cable protection troughs and lids. Electricity service cables and trunking are completely protected from accidental damage or acts of vandalism, whilst offering easy access for maintenance teams. As well as the standard straight troughs and curves, we supply a range of specials, including tees, transitions and transformer/ location bases, all with Network Rail Approval. If you require a non-standard item that is not shown in our product range, we offer a bespoke service working to your specification.



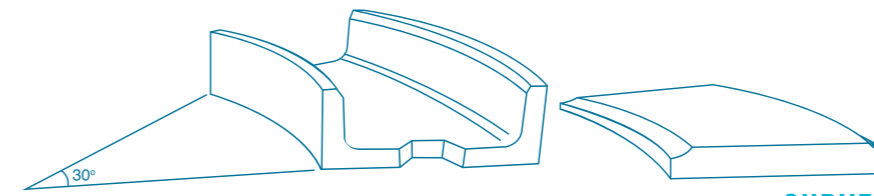
STRAIGHTS

Ref. No.	Type	Trough /Lid	Type	Weight/ Unit (kg)	External Dimensions (mm)		Units Per Pallet	Units Per Load	No of Pallets Per Load
					Width	Depth			
C/1/6	Straight	Trough	100Wx90D	37	190	130	36	792	22
C/1/6	Straight	Lid		22	190		48	1056	22
C/1/7	Straight	Trough	130Wx130D	47	220	170	25	550	22
C/1/7	Straight	Lid		27	220		40	880	22
C/1/8	Straight	Trough	150Wx200D	71	250	240	20	360	18
C/1/8	Straight	Lid		29	250		40	800	20
C/1/9	Straight	Trough	190Wx130D	51	280	170	20	440	22
C/1/9	Straight	Lid		33	280		32	704	22
C/1/10	Straight	Trough	250Wx130D	62	340	170	15	330	22
C/1/10	Straight	Lid		42	340		24	528	22
C/1/29	Straight	Trough	350Wx130D	72	440	170	15	270	18
C/1/29	Straight	Lid		66	440		24	432	18
C/1/43	Straight	Trough	350Wx300D	115	440	340	9	162	18
C/1/43	Straight	Lid		66	440		24	432	18
C/1/Uni	Straight	Trough	65Wx60Dx1500L	23					



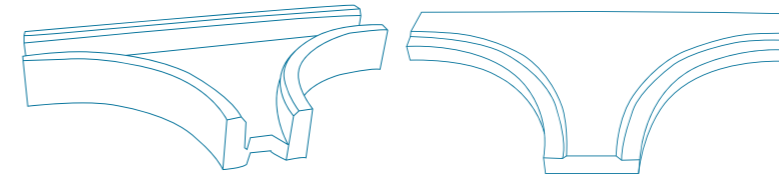
TRANSITIONS

Ref. No.	Type	Trough /Lid	Type	Weight (kg)	Depth (mm)	Units Per Pallet	Units Per Load	No of Pallets Per Load
C/1/33	Transition	Trough	C1/10-C1/29	67	130	10	220	22
C/1/33	Transition	Lid		54		16	352	22
C/1/35	Transition	Trough	C1/9-C1/10	58	170	15	330	22
C/1/35	Transition	Lid		38		24	528	22
C/1/36	Transition	Trough	C1/8-C1/10	68	240	8	176	22
C/1/36	Transition	Lid		36		24	528	22
C/1/38	Transition	Trough	C1/7-C1/9	53	170	15	330	22
C/1/38	Transition	Lid		30		24	528	22
C/1/40	Transition	Trough	C1/6-C1/7	43	170	15	330	22
C/1/40	Transition	Lid		25		24	528	22
C/1/44	Transition	Trough	C1/29-C1/43	93	340	4	88	22
C/1/44	Transition	Lid		65		24	352	22
C/1/45	Transition	Trough	C1/8-C1/43	93	340	4	88	22
C/1/45	Transition	Lid		47		16	352	22
C/1/60	Transition	Trough	C1/9-C1/29	65	170	10	220	22
C/1/60	Transition	Lid		53		16	352	22
C/1/Uni	Transition		Unitrough to C/17					




CURVES

Ref. No.	Type	Trough /Lid	Type	Weight/ Unit (kg)	External Dimensions (mm)		Units Per Pallet	Units Per Load	No of Pallets Per Load
					Width	Depth			
C/1/16	Curve	Trough Lid	C/1/6 Curve x 100R	20	190	130	36	792	22
C/1/16	Curve	Lid		12			64	1408	22
C/1/17	Curve	Trough	C/1/7 Curve x 100R	25	220	170	25	550	22
C/1/17	Curve	Lid		15			64	1408	22
C/1/18	Curve	Trough	C/1/8 Curve x 100R	37	250	240	16	352	22
C/1/18	Curve	Lid		15			48	1056	22
C/1/19	Curve	Trough	C/1/9 Curve x 100R	27	280	170	20	440	22
C/1/19	Curve	Lid		17			32	704	22
C/1/20	Curve	Trough	C/1/10 Curve x 100R	32	340	170	30	660	22
C/1/20	Curve	Lid		22			32	704	22
C/1/30	Curve	Trough	C/1/29 Curve x 100R	35	440	170	20	440	22
C/1/30	Curve	Lid		34			32	704	22
C/1/70	Curve	Trough	C/1/43 Curve x 100R	40	440	340	12	264	22
C/1/70	Curve	Lid		22			32	704	22



TEES

Ref. No.	Type	Trough /Lid	Type	Weight/ Unit (kg)	External Dimensions (mm)		Units Per Pallet	Units Per Load	No of Pallets Per Load
					Width	Depth			
C/1/23	Tee	Trough	C/1/8 off C/1/8	99	250	240	8	176	22
C/1/23	Tee	Lid		54			16	352	22
C/1/32	Tee	Trough	C/1/10 Branch off C/1/29	81	440/340	170	8	176	22
C/1/32	Tee	Lid		88			16	352	22
C/1/34	Tee	Trough	C/1/10 off C/1/10	73	340	170	10	220	22
C/1/34	Tee	Lid		60			16	352	22
C/1/37	Tee	Trough	C/1/9 off C/1/9	68	280	170	10	220	22
C/1/37	Tee	Lid		52			16	352	22
C/1/39	Tee	Trough	C/1/7 off C/1/7	70	220	170	10	220	22
C/1/39	Tee	Lid		43			16	352	22
C/1/41	Tee	Trough	C/1/6 off C/1/6	51	190	130	12	264	22
C/1/41	Tee	Lid		39			16	352	22
C/1/42	Tee	Trough	C/1/8 Branch off C/1/29	77	440/250	240/170	8	176	22
C/1/42	Tee	Lid		33			16	352	22
C/1/80	Tee	Trough	C/1/29 off C/1/29	71	440	170	10	220	22
C/1/80	Tee	Lid		65			16	352	22
C/1/81	Tee	Trough	C/1/43 off C/1/43	140	440	340	6	132	22
C/1/81	Tee	Lid		65			16	352	22



TROUGH LITE™

Lightweight cable protection troughs

FP McCann has developed a lightweight C series precast troughing system by utilising proven lightweight concrete technology that was traditionally used when manufacturing precast fencing products. The lightweight TroughLite* system has the same dimensions as the company's traditional products, so that two systems are fully compatible. TroughLite* reduces the concerns associated with manual handling due to a weight reduction of up to 30% when compared to standard concrete.

FP McCann's TroughLite* system is authorised by the Network Rail Acceptance Panel (NRAP) to be used on railway infrastructure for which Network Rail is the Infrastructure Manager.

Certificate of Acceptance Number: PA05/06217

TroughLite is a cost-effective lightweight product that is up to 50% cheaper than alternative lightweight products currently available.

BENEFITS

- Network Rail Approved
- Full range of approved C/1 products available
- Faster installation
- Fire resistant
- Weather resistant
- Sulphur resistant
- Resilient
- Durable
- Up to 30% lighter when compared to traditional systems
- Lower on-site labour costs
- Reduction in transportation costs
- Reduced carbon footprint and increased sustainability, as the concrete mix uses over 50% recycled content
- Economical - up to 50% cheaper than alternative products

*NB for special order only



**LITTLEPORT OFFICE:**

Wisbech Road
Littleport
Ely Cambridgeshire
CB6 1RA
T 01353 861416
sales@fpmccann.co.uk

AGRICULTURE

Lydney 01594 847500 Grantham 01476 562277

ARCHITECTURAL PRECAST

London 020 3905 7640

BOX CULVERTS

Weston Underwood 01335 361269

BUILDING PRODUCTS

Cadeby 01455 290780

DOCK LEVELLERS

Weston Underwood 01335 361269

DRAINAGE

Ellistown 01530 240000 (England/Wales) Magherafelt 028 7954 9026 (Scotland/NI)

FENCING

Cadeby 01455 290780

FILTER BED SYSTEMS

Wellesbourne 01789 336960

FLOORING

Weston Underwood 01335 361269 Uddingston 01698 803300

POWER & INFRASTRUCTURE

Littleport 01353 861416

RAIL

Littleport 01353 861416

SPECIALIST PRECAST

Littleport 01353 861416

STRUCTURAL PRECAST

Byley 01606 843500 Grantham 01476 562277

TANKS & CHAMBERS

Wellesbourne 01789 336960

TUNNELS & SHAFTS

Cadeby 01455 290780

WALLING

Grantham 01476 562277 Lydney 01594 847500
Uddingston 01698 803 300 (Scotland) Magherafelt 028 7954 9026 (NI)

FPMCCANN.CO.UK